



LAZER
HIGH PERFORMANCE LIGHTING

SEE MORE
GO FURTHER
GO SAFER

LAZERLAMPS.COM



CONTENTS

6-7	ABOUT LAZER	
8-9	OUR PEOPLE	
12-13	ENGINEERING	
14-15	MANUFACTURING	
18-19	MADE IN THE UK	
20-21	SUSTAINABILITY	
24-33	LINEAR	
36-47	TRIPLE-R	
48-53	SENTINEL	
56-63	ST/T EVOLUTION	
64-69	UTILITY SERIES	
70-79	MOTORSPORT	
80-125	VEHICLE INTEGRATION	
	Ford	84
	Isuzu	90
	Land Rover	92
	Mercedes	98
	Mitsubishi	102
	Nissan	104
	RAM	108
	Renault	109
	Toyota	110
	Volkswagen	116
	Volvo	122
	Other	123
126-133	ACCESSORIES	
134-139	ELECTRICAL	
140-141	MERCHANDISE	
142-143	CONTACT	

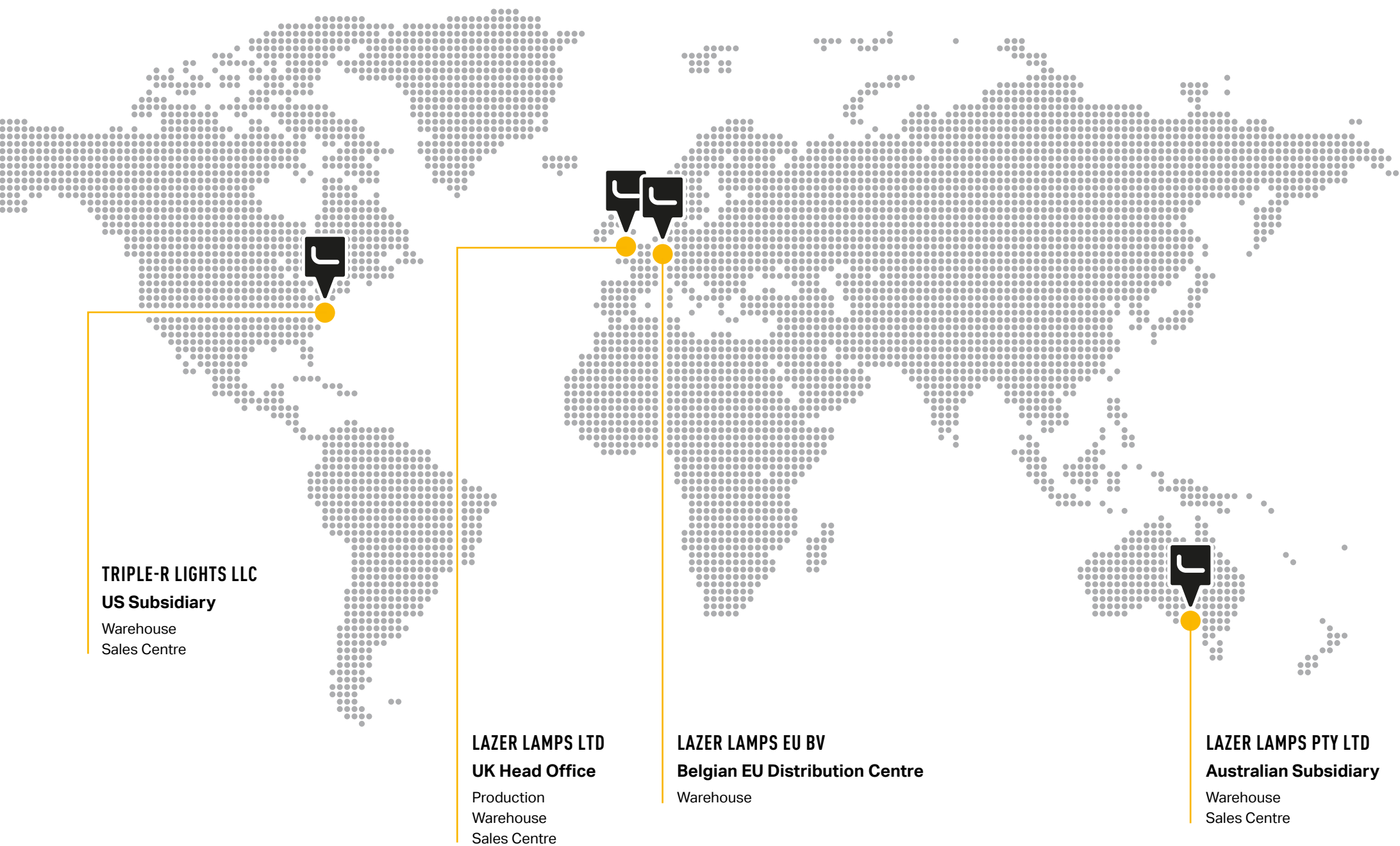
Products shown: TRIPLE-R 1000 (Page 40)



Products shown: TRIPLE-R 750 ELITE / TRIPLE-R 1000 ELITE (Page 40)

ABOUT LAZER

FIND OUT MORE



Product shown:
SENTINEL 9" (Page 52)

Since it was founded in 2010, British manufacturer Lazer Lamps Ltd has been at the forefront of LED technology, bringing world class technology to its customers, and in the process setting the standard in automotive auxiliary lighting solutions. Combining competition beating performance with automotive quality standards, Lazer products are recognised as leaders in their field.


Proudly manufacturing products in the UK, Lazer has introduced market leading products driven by company Director Ben Russell-Smith, who has been working at the forefront of vehicle lighting design since 2002, managing exterior lighting projects at Nissan's European Technical Centre, and at Ford of Europe.

WE SET OUT TO BE THE LEADERS IN AUTOMOTIVE LIGHTING AND IT'S CLEAR NOW THAT OUR PRODUCTS HAVE DELIVERED JUST THAT. TIME AND TIME AGAIN, OUR PRODUCTS DELIVER SUPERIOR PERFORMANCE AND RELIABILITY OVER OTHER LIGHTING SOLUTIONS FROM LEADING MANUFACTURERS AND BRAND OWNERS.

Ben Russell-Smith, Director

All Lazer products are designed and manufactured at our UK head office and production facility, while we position ourselves strategically with local warehouses and sales centres, to offer a first class service to customers across the world, backed up by local knowledge and experience.

OUR PEOPLE



When every Lazer Lamps employee takes pride in their work, it shows in our products and the service we provide.

**SEE MORE
GO FURTHER
GO SAFER**



BEN RUSSELL-SMITH (left), Founder and Managing Director, setup Lazer Lamps in 2010.

Fully invested in the Lazer philosophy, the team at Lazer Lamps share the common purpose to only bring world class products to our customers. From the product developers and technicians breaking new ground in LED innovation and design, to the men and women responsible for the precision-engineering that goes into every lamp on our production line, there is a commitment and motivation that comes from being part of a close-knit team achieving great things.


These same qualities prevail amongst our distributors, carefully selected for their expertise, enthusiasm, and motivation to always exceed customer expectations.

WORKING HARD TO HARNESS A POSITIVE ENVIRONMENT HELPS ENSURE EVERYONE DELIVERS TO THE BEST OF THEIR ABILITY EVERY DAY.



ENGINEERING

With products designed and engineered in-house we have full control over our products, including rapidly responding to market requests, and technological innovation.



The expertise and knowledge that exists within our engineering team is supplemented by supplier partnerships, each leaders and innovators in their respective fields. Close collaboration guarantees we remain at the cutting-edge of technology, while adoption of state-of-the-art CAD, light simulation and testing software, and 3D dimensional analysis and print, helps ensure the technology is analysed, adopted, and optimised for maximum benefit.

All products are subjected to strict testing, conducted both in-house and at ECE test houses within Europe. In meeting the rigid requirements of vehicle manufacturers and world leaders in both rally and track motorsport, there is no compromise in the high standards we, or our partners, are willing to accept.

YOU CAN'T TAKE CHANCES WITH PRODUCT QUALITY, IT NEEDS TO BE DESIGNED IN FROM THE START, BACKED UP BY EXTENSIVE TESTING. THAT'S HOW WE'RE ABLE TO OFFER OUR CUSTOMERS A 5 YEAR WARRANTY ON ALL OF OUR PRODUCTS; THESE LIGHTS ARE BUILT TOUGH AND WE APPRECIATE OUR CUSTOMERS, INCLUDING ACROSS THE EXTREME OFF-ROAD SECTOR, EXPECT TROUBLE-FREE, CONSISTENT USE FOR MANY YEARS.

Ben Russell-Smith, Director

MANUFACTURING

Every one of our high performance lighting solutions has been built in-house, in the UK, within premises accredited to ISO9001, ISO14001, and ISO45001 standards. The visibility and control this provides is integral to our mission of only supplying world class products.



With a large proportion of the build process completed by hand, our skilled workforce takes both pride and accountability in their work. An attention to detail is imperative, and their intricate work is facilitated at certain points with state-of-the-art automated equipment, which combined, ensures an exceptionally high standard and consistency to our products. These standards are upheld by end-of-line testing on every product that we produce.

The benefits of in-house manufacture go beyond superior quality control; every operator is empowered and encouraged to provide regular feedback and suggestions in regards the processes and systems we employ. Alongside the work of our Engineering department, this continuous improvement is to the advantage of the performance and reliability of our products.

**WHERE POSSIBLE COMPONENT PARTS ARE SOURCED
LOCALLY, BY SUPPLY PARTNERS WHO DEMONSTRATE
A SIMILAR COMMITMENT TO PRODUCT QUALITY
AND IMPROVEMENT. READ ON TO FIND OUT MORE.**

**SEE MORE
GO FURTHER
GO SAFER**



Products shown: TRIPLE-R 1250 (Page 42) / TRIPLE-R 1000 (Page 40)

MADE IN THE UK

WATCH THE VIDEO 



Made in the UK also represents our growing commitment to local supply partners, and environmental stewardship, whereby we're reducing the negative impact of our business operations on the planet, in line with our ambition to reach 'carbon-zero' status by 2025. Reducing the distance component parts travel to us is a key part of that initiative.



ASSEMBLY

Completed in-house at Lazer's owned and operated facility, encompassing a number of different production tasks including: lamp assembly, paint shop, and grille mount kit production.



HEATSINK

Casting completed at a specialist supplier located in the UK. Finished at Lazer headquarters.



REUSABLE PACKAGING

Further reductions in our environmental footprint are achieved through a growing number of initiatives; reusable polypropylene boxes are used for the supply of most component parts, whereby the same boxes are used over and over again.



ISO CERTIFICATION

Alongside our own production facility accredited to ISO9001, ISO14001, and ISO45001, all our component part suppliers are certified to ISO9001 and ISO14001, with many going beyond these minimum standards as expected by manufacturers, each leaders in their own field of expertise.



PACKAGING

Produced and printed in the UK, using FSC certified materials. Where possible, paper and card-based packaging is selected for its high recycled content and relative ease of recyclability.



REFLECTOR

Moulded and vacuum-metallised at a specialist supplier located in the UK.



BEZEL

Moulded and finished at a specialist supplier located in the UK.



LENS

Polycarbonate lens manufactured and finished with hardcoat at a specialist supplier located in the UK.



CIRCUIT BOARDS

Printed at a specialist supplier located in the UK; 20mins from Lazer headquarters. Component parts are sourced (by Lazer) locally wherever possible.

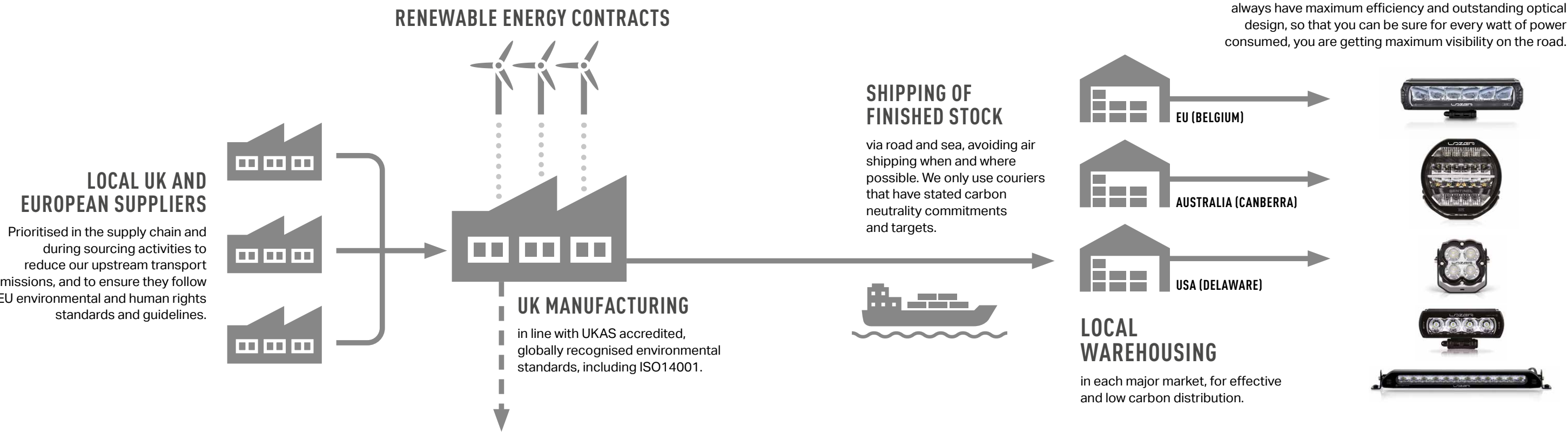


MOUNTING BRACKET

Casting completed at a specialist supplier located in the EU. Finished at Lazer headquarters.

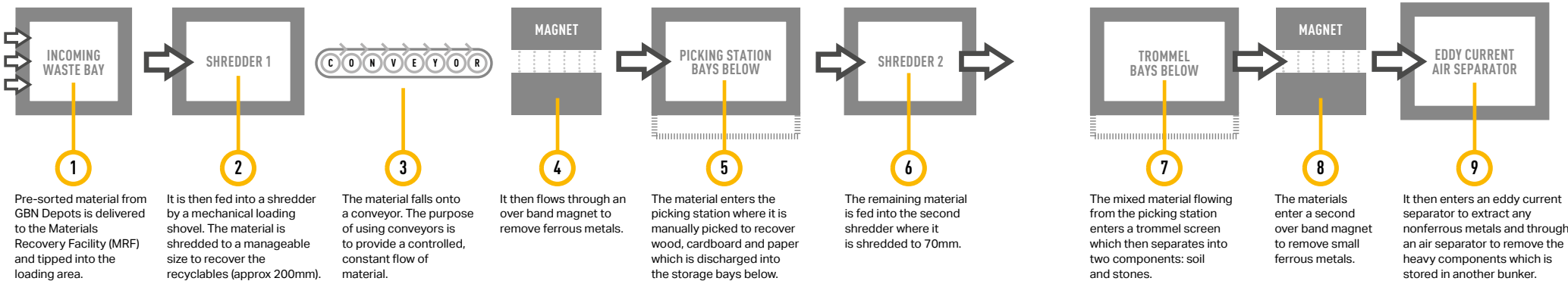
SUSTAINABILITY

How we minimise our impact on the environment, at every stage of production and supply.

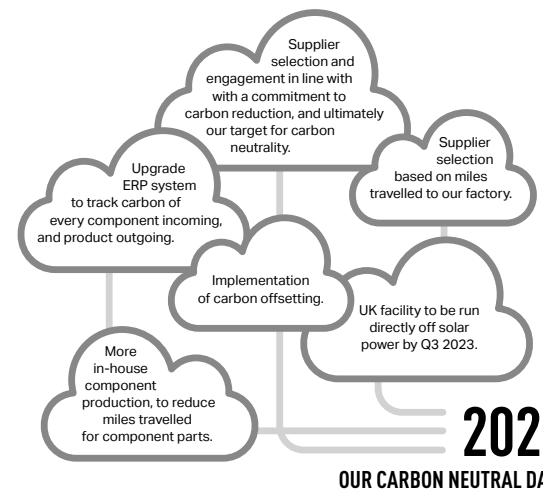


WHAT HAPPENS TO OUR WASTE?

Our waste suppliers aim for at least 98% landfill avoidance. They use their state-of-the-art sorting and recycling facilities to ensure that at least 50% of all waste collected is directly recycled and the rest is sent to EFW facilities to produce electricity. Each of our collections are weighed, to help us with our carbon emissions tracking and counting, and the company release their own waste figures monthly for full transparency.



BUT... We're not yet where we want to be. Here's what we're working on:





LINEAR

SPORTING A SLIMLINE AERO DESIGN,
THE LINEAR RANGE DELIVERS INCREDIBLE
LIGHTING PERFORMANCE, CONTRARY TO
ITS DIMINUTIVE PROPORTIONS.



Products shown: LINEAR-18 ELITE / LINEAR-6 ELITE (Page 28)

LINEAR

LINEAR

FIND OUT MORE



LINEAR LIGHT OUTPUT

LINEAR-18 ELITE

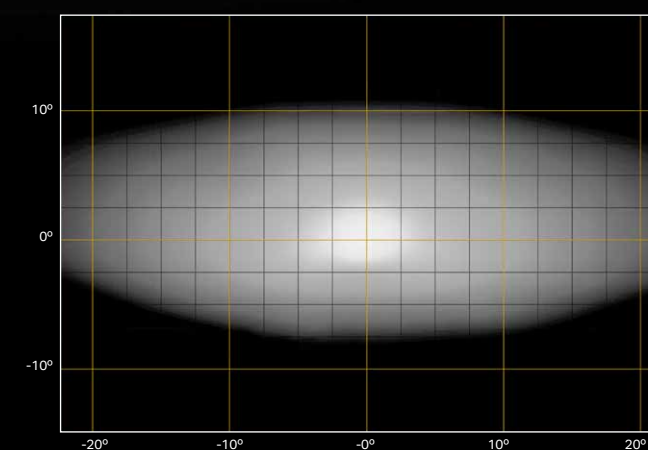


INCLUDED IN THE BOX...

LINEAR HIGH PERFORMANCE LED DRIVING LIGHT
(WITH MALE & FEMALE CONNECTORS)
SIDE MOUNTING KIT
INSTALLATION INSTRUCTIONS

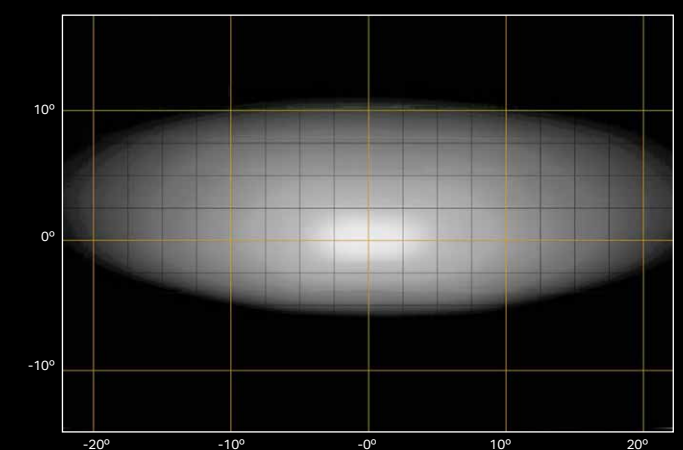
LINEAR ELITE BEAM PATTERN

HORIZONTAL SPREAD 64° VERTICAL SPREAD 15°



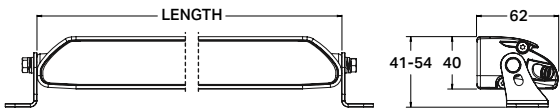
LINEAR BEAM PATTERN

HORIZONTAL SPREAD 56° VERTICAL SPREAD 13°



**HIGH PERFORMANCE
LED DRIVING LIGHTS**

LINEAR



FIND OUT MORE



LENGTH 232MM / 9"

WEIGHT 495G

E9

LINEAR-6

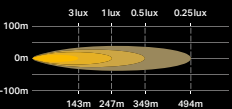
2250
LUMENS

OL06-LNR



TOTAL LUMINOUS FLUX	2250
TOTAL DRIVER 'FOV' FLUX¹	1602
NO. HIGH DENSITY LEDS	6
POWER CONSUMPTION	21 WATTS
CURRENT DRAW (AT 14.4V)	1.46 AMPS
E-MARK REFERENCE	12.5
HORIZONTAL BEAM ANGLE	56°

LINEAR-6



LENGTH 232MM / 9"

WEIGHT 495G

E9

LINEAR-6 ELITE

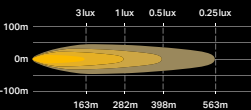
4050
LUMENS

OL06-EL-LNR



TOTAL LUMINOUS FLUX	4050
TOTAL DRIVER 'FOV' FLUX¹	2884
NO. HIGH DENSITY LEDS	12
POWER CONSUMPTION	42 WATTS
CURRENT DRAW (AT 14.4V)	2.92 AMPS
E-MARK REFERENCE	17.5
HORIZONTAL BEAM ANGLE	64°

LINEAR-6 ELITE



LENGTH 382MM / 15"

WEIGHT 800G

E9

LINEAR-12

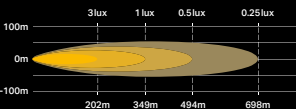
4500
LUMENS

OL12-LNR



TOTAL LUMINOUS FLUX	4500
TOTAL DRIVER 'FOV' FLUX¹	3204
NO. HIGH DENSITY LEDS	12
POWER CONSUMPTION	42 WATTS
CURRENT DRAW (AT 14.4V)	2.92 AMPS
E-MARK REFERENCE	27.5
HORIZONTAL BEAM ANGLE	56°

LINEAR-12



LENGTH 382MM / 15"

WEIGHT 800G

E9

LINEAR-12 ELITE

8100
LUMENS

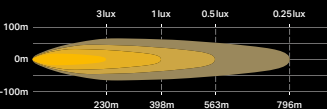
OL12-EL-LNR / OL12-PL-LNR

POSITION LIGHT OPTION



TOTAL LUMINOUS FLUX	8100
TOTAL DRIVER 'FOV' FLUX¹	5767
NO. HIGH DENSITY LEDS	24
POWER CONSUMPTION	84 WATTS
CURRENT DRAW (AT 14.4V)	5.84 AMPS
E-MARK REFERENCE	37.5
HORIZONTAL BEAM ANGLE	64°

LINEAR-12 ELITE



LENGTH 532MM / 21"

WEIGHT 1090G

E9

LINEAR-18

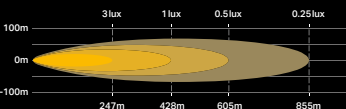
6750
LUMENS

OL18-LNR



TOTAL LUMINOUS FLUX	6750
TOTAL DRIVER 'FOV' FLUX¹	4806
NO. HIGH DENSITY LEDS	18
POWER CONSUMPTION	63 WATTS
CURRENT DRAW (AT 14.4V)	4.38 AMPS
E-MARK REFERENCE	30
HORIZONTAL BEAM ANGLE	56°

LINEAR-18



LENGTH 532MM / 21"

WEIGHT 1090G

E9

LINEAR-18 ELITE

13500
LUMENS

OL18-DBL-EL-LNR / OL18-PL-LNR

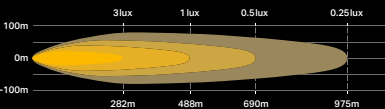
E-BOOST FUNCTION*

POSITION LIGHT OPTION



TOTAL LUMINOUS FLUX	13500 / 5225
TOTAL DRIVER 'FOV' FLUX¹	9612 / 3720
NO. HIGH DENSITY LEDS	36
POWER CONSUMPTION	130 / 26 WATTS
CURRENT DRAW (AT 14.4V)	9 / 1.8 AMPS
E-MARK REFERENCE	25+25 / 10+10
HORIZONTAL BEAM ANGLE	64°

LINEAR-18 ELITE



*Dual-output E-Boost functionality allows for the light to be run at a high or low output in line with UNECE road-legal regulations. Check website product pages for more information.

¹Driver FOV flux is a measure of effective lumens taking consideration of the amount of light in a driver's 'field-of-view' defined as an area +/- 45° left/right, and +/- 10° up/down.



FIND OUT MORE



Products shown: LINEAR-18 ELITE I-LBA (Page 31) / LINEAR-42 (Page 32) plus
FRONT RUNNER MOUNTING KIT (Page 130) / UTILITY-25 with AMBER LENS (Page 68 / 133)

LAZER i-LBA FUNCTIONALITY



LOW BEAM MODE

The vehicle is driving along with the standard low beam driving lights on.



HIGH BEAM MODE

The vehicle high beams are activated simultaneously the Lazer Lamps' high beam function turns on, for a safer, more enjoyable night drive experience.



LOW BEAM ASSIST MODE

A vehicle comes from the opposite direction. The high beams deactivate. The Lazer Lamps' product retains additional lighting at the side of the road.



LOW BEAM ASSIST MODE

Photoelectric sensors inside the light detect the car position and isolate zones of lighting to avoid dazzling, before reactivating once the vehicle passes.



LINEAR



INTELLIGENT LOW BEAM ASSIST

LENGTH 532MM / 21"
WEIGHT 1090G

LINEAR-18 ELITE i-LBA

OL18-LBA-B

A world first, utilising patent-pending technology, Intelligent Low Beam Assist, available across our Linear-18 Elite and Triple-R 1000/1250 Elite products, redefines the performance and functionality of auxiliary LED driving lights.

A combination of the latest high-efficiency LEDs delivers a finely-tuned beam pattern, optimised for road use. Additionally, through the adoption of photoelectric sensors embedded within the driving light, when the high beam light is turned off the lamp enters a Low Beam Assist mode, which maintains additional levels of illumination in zones where there is confirmed no oncoming vehicles or obstacles.

E-BOOST FUNCTION

18000
LUMENS

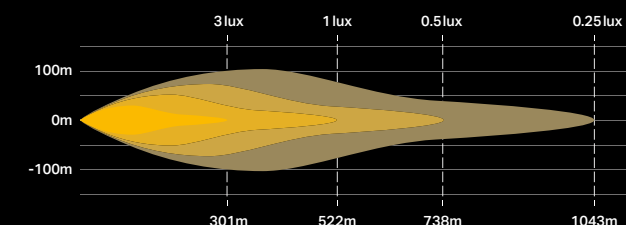
INTELLIGENT LOW BEAM ASSIST



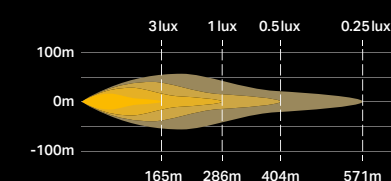
TOTAL LUMINOUS FLUX	18000 / 5538
TOTAL DRIVER 'FOV' FLUX ¹	12816 / 3943
NO. HIGH DENSITY LEDs	48
POWER CONSUMPTION	135 / 43 WATTS
CURRENT DRAW (AT 14.4V)	10.4 / 3.2 AMPS
E-MARK REFERENCE	17.5
HORIZONTAL BEAM ANGLE	60°

¹Driver FOV flux is a measure of effective lumens taking consideration of the amount of light in a driver's 'field-of-view' defined as an area +/- 45° left/right, and +/- 10° up/down.

E-BOOST MODE

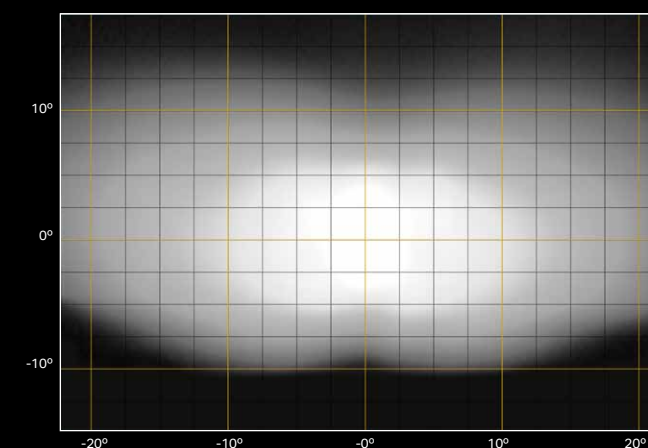


E-MARK COMPLIANT MODE



BEAM PATTERN

HORIZONTAL SPREAD 60° VERTICAL SPREAD 20°



INCLUDED IN THE BOX...

LINEAR HIGH PERFORMANCE LED DRIVING LIGHT
(WITH MALE & FEMALE CONNECTORS)
ONE-LAMP WIRING KIT
MOUNTING KIT
INSTALLATION INSTRUCTIONS

<div><div>LENGTH 682MM / 27"</div><div>WEIGHT 1500G</div><div>LINEAR-24 ELITE</div><div>OL24-DBL-EL-LNR</div></div>	<div><div>E9</div><div>E-BOOST FUNCTION*</div><div>18000 LUMENS</div></div>		<table><tr><td>TOTAL LUMINOUS FLUX</td><td>18000 / 7740</td></tr><tr><td>TOTAL DRIVER 'FOV' FLUX¹</td><td>12816 / 5511</td></tr><tr><td>NO. HIGH DENSITY LEDS</td><td>48</td></tr><tr><td>POWER CONSUMPTION</td><td>188 / 38 WATTS</td></tr><tr><td>CURRENT DRAW (AT 14.4V)</td><td>14.4 / 2.6 AMPS</td></tr><tr><td>E-MARK REFERENCE</td><td>30+30</td></tr><tr><td>HORIZONTAL BEAM ANGLE</td><td>64°</td></tr></table>	TOTAL LUMINOUS FLUX	18000 / 7740	TOTAL DRIVER 'FOV' FLUX¹	12816 / 5511	NO. HIGH DENSITY LEDS	48	POWER CONSUMPTION	188 / 38 WATTS	CURRENT DRAW (AT 14.4V)	14.4 / 2.6 AMPS	E-MARK REFERENCE	30+30	HORIZONTAL BEAM ANGLE	64°	<div>LINEAR-24 ELITE</div>	
TOTAL LUMINOUS FLUX	18000 / 7740																		
TOTAL DRIVER 'FOV' FLUX¹	12816 / 5511																		
NO. HIGH DENSITY LEDS	48																		
POWER CONSUMPTION	188 / 38 WATTS																		
CURRENT DRAW (AT 14.4V)	14.4 / 2.6 AMPS																		
E-MARK REFERENCE	30+30																		
HORIZONTAL BEAM ANGLE	64°																		
<div><div>LENGTH 682MM / 27"</div><div>WEIGHT 1500G</div><div>LINEAR-24 FLOOD</div><div>OL24-FL-LNR</div></div>	<div><div>16200 LUMENS</div></div>		<table><tr><td>TOTAL LUMINOUS FLUX</td><td>16200</td></tr><tr><td>TOTAL DRIVER 'FOV' FLUX¹</td><td>11534</td></tr><tr><td>NO. HIGH DENSITY LEDS</td><td>48</td></tr><tr><td>POWER CONSUMPTION</td><td>168 WATTS</td></tr><tr><td>CURRENT DRAW (AT 14.4V)</td><td>11.7 AMPS</td></tr><tr><td>E-MARK REFERENCE</td><td>N/A</td></tr><tr><td>HORIZONTAL BEAM ANGLE</td><td>N/A</td></tr></table>	TOTAL LUMINOUS FLUX	16200	TOTAL DRIVER 'FOV' FLUX¹	11534	NO. HIGH DENSITY LEDS	48	POWER CONSUMPTION	168 WATTS	CURRENT DRAW (AT 14.4V)	11.7 AMPS	E-MARK REFERENCE	N/A	HORIZONTAL BEAM ANGLE	N/A	<div>LINEAR-24 FLOOD</div>	
TOTAL LUMINOUS FLUX	16200																		
TOTAL DRIVER 'FOV' FLUX¹	11534																		
NO. HIGH DENSITY LEDS	48																		
POWER CONSUMPTION	168 WATTS																		
CURRENT DRAW (AT 14.4V)	11.7 AMPS																		
E-MARK REFERENCE	N/A																		
HORIZONTAL BEAM ANGLE	N/A																		
<div><div>LENGTH 982MM / 39"</div><div>WEIGHT 2700G</div><div>LINEAR-36</div><div>OL36-DBL-LNR</div></div>	<div><div>E9</div><div>13500 LUMENS</div></div>		<table><tr><td>TOTAL LUMINOUS FLUX</td><td>13500</td></tr><tr><td>TOTAL DRIVER 'FOV' FLUX¹</td><td>9612</td></tr><tr><td>NO. HIGH DENSITY LEDS</td><td>36</td></tr><tr><td>POWER CONSUMPTION</td><td>126 WATTS</td></tr><tr><td>CURRENT DRAW (AT 14.4V)</td><td>8.8 AMPS</td></tr><tr><td>E-MARK REFERENCE</td><td>50</td></tr><tr><td>HORIZONTAL BEAM ANGLE</td><td>50°</td></tr></table>	TOTAL LUMINOUS FLUX	13500	TOTAL DRIVER 'FOV' FLUX¹	9612	NO. HIGH DENSITY LEDS	36	POWER CONSUMPTION	126 WATTS	CURRENT DRAW (AT 14.4V)	8.8 AMPS	E-MARK REFERENCE	50	HORIZONTAL BEAM ANGLE	50°	<div>LINEAR-36</div>	
TOTAL LUMINOUS FLUX	13500																		
TOTAL DRIVER 'FOV' FLUX¹	9612																		
NO. HIGH DENSITY LEDS	36																		
POWER CONSUMPTION	126 WATTS																		
CURRENT DRAW (AT 14.4V)	8.8 AMPS																		
E-MARK REFERENCE	50																		
HORIZONTAL BEAM ANGLE	50°																		
<div><div>LENGTH 982MM / 39"</div><div>WEIGHT 2700G</div><div>LINEAR-36 ELITE</div><div>OL36-EL-LNR</div></div>	<div><div>29700 LUMENS</div></div>		<table><tr><td>TOTAL LUMINOUS FLUX</td><td>29700</td></tr><tr><td>TOTAL DRIVER 'FOV' FLUX¹</td><td>21325</td></tr><tr><td>NO. HIGH DENSITY LEDS</td><td>72</td></tr><tr><td>POWER CONSUMPTION</td><td>308 WATTS</td></tr><tr><td>CURRENT DRAW (AT 14.4V)</td><td>21.4 AMPS</td></tr><tr><td>E-MARK REFERENCE</td><td>N/A</td></tr><tr><td>HORIZONTAL BEAM ANGLE</td><td>60°</td></tr></table>	TOTAL LUMINOUS FLUX	29700	TOTAL DRIVER 'FOV' FLUX¹	21325	NO. HIGH DENSITY LEDS	72	POWER CONSUMPTION	308 WATTS	CURRENT DRAW (AT 14.4V)	21.4 AMPS	E-MARK REFERENCE	N/A	HORIZONTAL BEAM ANGLE	60°	<div>LINEAR-36 ELITE</div>	
TOTAL LUMINOUS FLUX	29700																		
TOTAL DRIVER 'FOV' FLUX¹	21325																		
NO. HIGH DENSITY LEDS	72																		
POWER CONSUMPTION	308 WATTS																		
CURRENT DRAW (AT 14.4V)	21.4 AMPS																		
E-MARK REFERENCE	N/A																		
HORIZONTAL BEAM ANGLE	60°																		
<div><div>LENGTH 1132MM / 45"</div><div>WEIGHT 3500G</div><div>LINEAR-42</div><div>OL42-LNR</div></div>	<div><div>E9</div><div>15750 LUMENS</div></div>		<table><tr><td>TOTAL LUMINOUS FLUX</td><td>15750</td></tr><tr><td>TOTAL DRIVER 'FOV' FLUX¹</td><td>11214</td></tr><tr><td>NO. HIGH DENSITY LEDS</td><td>42</td></tr><tr><td>POWER CONSUMPTION</td><td>147 WATTS</td></tr><tr><td>CURRENT DRAW (AT 14.4V)</td><td>10.2 AMPS</td></tr><tr><td>E-MARK REFERENCE</td><td>50</td></tr><tr><td>HORIZONTAL BEAM ANGLE</td><td>50°</td></tr></table>	TOTAL LUMINOUS FLUX	15750	TOTAL DRIVER 'FOV' FLUX¹	11214	NO. HIGH DENSITY LEDS	42	POWER CONSUMPTION	147 WATTS	CURRENT DRAW (AT 14.4V)	10.2 AMPS	E-MARK REFERENCE	50	HORIZONTAL BEAM ANGLE	50°	<div>LINEAR-42</div>	
TOTAL LUMINOUS FLUX	15750																		
TOTAL DRIVER 'FOV' FLUX¹	11214																		
NO. HIGH DENSITY LEDS	42																		
POWER CONSUMPTION	147 WATTS																		
CURRENT DRAW (AT 14.4V)	10.2 AMPS																		
E-MARK REFERENCE	50																		
HORIZONTAL BEAM ANGLE	50°																		
<div><div>LENGTH 1132MM / 45"</div><div>WEIGHT 3500G</div><div>LINEAR-42 ELITE</div><div>OL42-EL-LNR</div></div>	<div><div>33300 LUMENS</div></div>		<table><tr><td>TOTAL LUMINOUS FLUX</td><td>33300</td></tr><tr><td>TOTAL DRIVER 'FOV' FLUX¹</td><td>23910</td></tr><tr><td>NO. HIGH DENSITY LEDS</td><td>84</td></tr><tr><td>POWER CONSUMPTION</td><td>355 WATTS</td></tr><tr><td>CURRENT DRAW (AT 14.4V)</td><td>24.7 AMPS</td></tr><tr><td>E-MARK REFERENCE</td><td>N/A</td></tr><tr><td>HORIZONTAL BEAM ANGLE</td><td>60°</td></tr></table>	TOTAL LUMINOUS FLUX	33300	TOTAL DRIVER 'FOV' FLUX¹	23910	NO. HIGH DENSITY LEDS	84	POWER CONSUMPTION	355 WATTS	CURRENT DRAW (AT 14.4V)	24.7 AMPS	E-MARK REFERENCE	N/A	HORIZONTAL BEAM ANGLE	60°	<div>LINEAR-42 ELITE</div>	
TOTAL LUMINOUS FLUX	33300																		
TOTAL DRIVER 'FOV' FLUX¹	23910																		
NO. HIGH DENSITY LEDS	84																		
POWER CONSUMPTION	355 WATTS																		
CURRENT DRAW (AT 14.4V)	24.7 AMPS																		
E-MARK REFERENCE	N/A																		
HORIZONTAL BEAM ANGLE	60°																		
<div><div>LENGTH 1282MM / 50.5"</div><div>WEIGHT 4000G</div><div>LINEAR-48</div><div>OL48-LNR</div></div>	<div><div>18000 LUMENS</div></div>		<table><tr><td>TOTAL LUMINOUS FLUX</td><td>18000</td></tr><tr><td>TOTAL DRIVER 'FOV' FLUX¹</td><td>12816</td></tr><tr><td>NO. HIGH DENSITY LEDS</td><td>48</td></tr><tr><td>POWER CONSUMPTION</td><td>168 WATTS</td></tr><tr><td>CURRENT DRAW (AT 14.4V)</td><td>11.7 AMPS</td></tr><tr><td>E-MARK REFERENCE</td><td>N/A</td></tr><tr><td>HORIZONTAL BEAM ANGLE</td><td>50°</td></tr></table>	TOTAL LUMINOUS FLUX	18000	TOTAL DRIVER 'FOV' FLUX¹	12816	NO. HIGH DENSITY LEDS	48	POWER CONSUMPTION	168 WATTS	CURRENT DRAW (AT 14.4V)	11.7 AMPS	E-MARK REFERENCE	N/A	HORIZONTAL BEAM ANGLE	50°	<div>LINEAR-48</div>	
TOTAL LUMINOUS FLUX	18000																		
TOTAL DRIVER 'FOV' FLUX¹	12816																		
NO. HIGH DENSITY LEDS	48																		
POWER CONSUMPTION	168 WATTS																		
CURRENT DRAW (AT 14.4V)	11.7 AMPS																		
E-MARK REFERENCE	N/A																		
HORIZONTAL BEAM ANGLE	50°																		
<div><div>LENGTH 1282MM / 50.5"</div><div>WEIGHT 4000G</div><div>LINEAR-48 ELITE</div><div>OL48-EL-LNR</div></div>	<div><div>34800 LUMENS</div></div>		<table><tr><td>TOTAL LUMINOUS FLUX</td><td>34800</td></tr><tr><td>TOTAL DRIVER 'FOV' FLUX¹</td><td>24986</td></tr><tr><td>NO. HIGH DENSITY LEDS</td><td>96</td></tr><tr><td>POWER CONSUMPTION</td><td>364 WATTS</td></tr><tr><td>CURRENT DRAW (AT 14.4V)</td><td>25.3 AMPS</td></tr><tr><td>E-MARK REFERENCE</td><td>N/A</td></tr><tr><td>HORIZONTAL BEAM ANGLE</td><td>60°</td></tr></table>	TOTAL LUMINOUS FLUX	34800	TOTAL DRIVER 'FOV' FLUX¹	24986	NO. HIGH DENSITY LEDS	96	POWER CONSUMPTION	364 WATTS	CURRENT DRAW (AT 14.4V)	25.3 AMPS	E-MARK REFERENCE	N/A	HORIZONTAL BEAM ANGLE	60°	<div>LINEAR-48 ELITE</div>	
TOTAL LUMINOUS FLUX	34800																		
TOTAL DRIVER 'FOV' FLUX¹	24986																		
NO. HIGH DENSITY LEDS	96																		
POWER CONSUMPTION	364 WATTS																		
CURRENT DRAW (AT 14.4V)	25.3 AMPS																		
E-MARK REFERENCE	N/A																		
HORIZONTAL BEAM ANGLE	60°																		

*Dual-output E-Boost functionality allows for the light to be run at a high or low output in line with UNECE road-legal regulations. Check website product pages for more information.

¹Driver FOV flux is a measure of effective lumens taking consideration of the amount of light in a driver's 'field-of-view' defined as an area +/- 45° left/right, and +/- 10° up/down.



Products shown: TOYOTA HILUX (2017+) GRILLE KIT WITH TRIPLE-R 750 ELITE (Page 110)
LINEAR-42 (Page 32) plus RHINO-RACK MOUNTING KIT (Page 130)

TRIPLE-R

INITIALLY DEVELOPED AROUND THE UNCOMPROMISING REQUIREMENTS OF THE PROFESSIONAL MOTORSPORT MARKET, THE TRIPLE-R RANGE OF LIGHTS SETS THE STANDARD IN LONG-RANGE AUXILIARY DRIVING LIGHTS.



TRIPLE-R

Products shown: TRIPLE-R 1000 (Page 40)

TRIPLE-R

FIND OUT MORE



TRIPLE-R LIGHT OUTPUT

TRIPLE-R 1000 ELITE (BOOST)

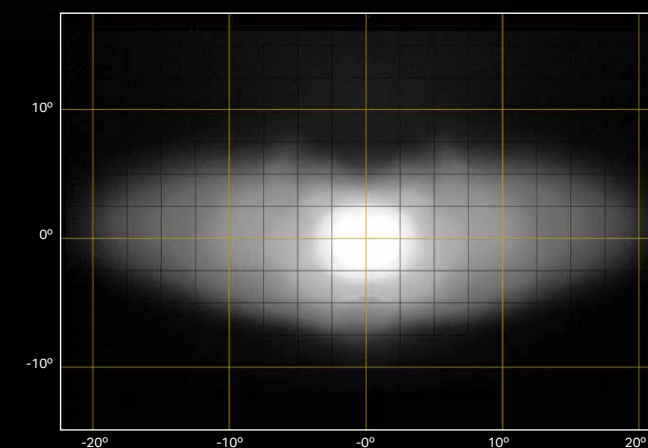


INCLUDED IN THE BOX...

TRIPLE-R HIGH PERFORMANCE LED DRIVING LIGHT
(WITH MALE & FEMALE CONNECTORS)
MOUNTING KIT
INSTALLATION INSTRUCTIONS

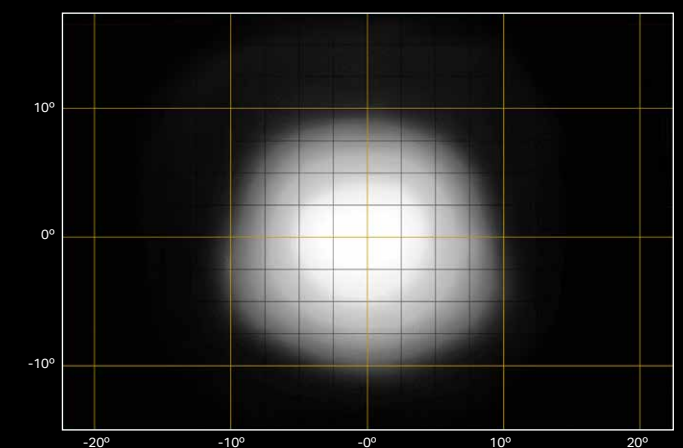
TRIPLE-R ELITE BEAM PATTERN

HORIZONTAL SPREAD 42° VERTICAL SPREAD 13°



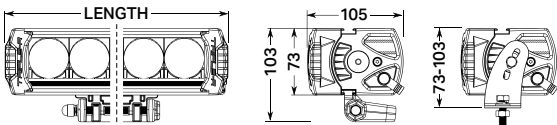
TRIPLE-R BEAM PATTERN

HORIZONTAL SPREAD 19° VERTICAL SPREAD 18°



**HIGH PERFORMANCE
LED DRIVING LIGHTS**

TRIPLE-R



FIND OUT MORE



LENGTH 230MM / 9.0"
WEIGHT 1000G

E9

TRIPLE-R 750

OOR4-G2-B

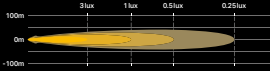
4620
LUMENS

POSITION LIGHT INCLUDED



TOTAL LUMINOUS FLUX	4620
TOTAL DRIVER 'FOV' FLUX¹	2786
NO. HIGH DENSITY LEDS	4
POWER CONSUMPTION	44 WATTS
CURRENT DRAW (AT 14.4V)	3.1 AMPS
E-MARK REFERENCE	35
HORIZONTAL BEAM ANGLE	19°

750



LENGTH 230MM / 9.0"
WEIGHT 1000G

E9

TRIPLE-R 750 ELITE

OOR4-G2-EL-B

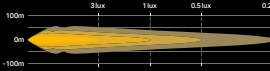
5068
LUMENS

E-BOOST FUNCTION



TOTAL LUMINOUS FLUX	5068 / 1267
TOTAL DRIVER 'FOV' FLUX¹	3340 / 835
NO. HIGH DENSITY LEDS	4
POWER CONSUMPTION	46 / 11.5 WATTS
CURRENT DRAW (AT 14.4V)	3.2 / 0.8 AMPS
E-MARK REFERENCE	12.5
HORIZONTAL BEAM ANGLE	42°

750 ELITE



LENGTH 322MM / 12.7"
WEIGHT 1340G

E9

TRIPLE-R 850

OOR6-G2-B


6930
LUMENS

POSITION LIGHT INCLUDED



TOTAL LUMINOUS FLUX	6930
TOTAL DRIVER 'FOV' FLUX¹	4179
NO. HIGH DENSITY LEDS	6
POWER CONSUMPTION	66 WATTS
CURRENT DRAW (AT 14.4V)	4.6 AMPS
E-MARK REFERENCE	45
HORIZONTAL BEAM ANGLE	19°

850



LENGTH 322MM / 12.7"
WEIGHT 1340G

E9

TRIPLE-R 850 ELITE

OOR6-G2-EL-B


8068
LUMENS

E-BOOST FUNCTION



TOTAL LUMINOUS FLUX	8068 / 2017
TOTAL DRIVER 'FOV' FLUX¹	5317 / 1329
NO. HIGH DENSITY LEDS	6
POWER CONSUMPTION	73 / 18.25 WATTS
CURRENT DRAW (AT 14.4V)	5.1 / 1.3 AMPS
E-MARK REFERENCE	17.5
HORIZONTAL BEAM ANGLE	42°

850 ELITE



LENGTH 410MM / 16.1"
WEIGHT 1700G

E9

TRIPLE-R 1000

OOR8-G2-B / OOR8-G2-W (WHITE)

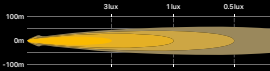
9240
LUMENS

POSITION LIGHT INCLUDED



TOTAL LUMINOUS FLUX	9240 / 1848
TOTAL DRIVER 'FOV' FLUX¹	5572 / 1114
NO. HIGH DENSITY LEDS	8
POWER CONSUMPTION	88 / 17.6 WATTS
CURRENT DRAW (AT 14.4V)	6.1 / 1.2 AMPS
E-MARK REFERENCE	12.5
HORIZONTAL BEAM ANGLE	19°

1000



LENGTH 410MM / 16.1"
WEIGHT 1700G

E9

TRIPLE-R1000 ELITE

OOR8-G2-EL-B

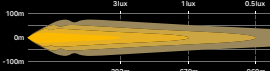
10136
LUMENS

E-BOOST FUNCTION



TOTAL LUMINOUS FLUX	10136 / 2534
TOTAL DRIVER 'FOV' FLUX¹	6680 / 1670
NO. HIGH DENSITY LEDS	8
POWER CONSUMPTION	104 / 23 WATTS
CURRENT DRAW (AT 14.4V)	7.2 / 1.6 AMPS
E-MARK REFERENCE	25
HORIZONTAL BEAM ANGLE	42°

1000 ELITE



¹Driver FOV flux is a measure of effective lumens taking consideration of the amount of light in a driver's 'field-of-view' defined as an area +/- 45° left/right, and +/- 10° up/down.



LENGTH 410MM / 15.7"
WEIGHT 1700G

**TRIPLE-R 1000
BEACON**

OOR8-BCN-B / OOR8-BCN-W

E9

E-BOOST FUNCTION

9240
LUMENS

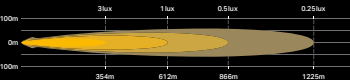
POSITION LIGHT INCLUDED

The iconic Triple-R 1000 is now offered with integrated amber flashing beacon function. Incorporating 16 forward-facing flash patterns, the additional safety functionality within the lamp, combines with the possibility to connect a white or amber position/side light function, as well as the exceptional high beam driving light function.



TOTAL LUMINOUS FLUX	9240 / 1848
TOTAL DRIVER 'FOV' FLUX¹	5572 / 1114
NO. HIGH DENSITY LEDS	8
POWER CONSUMPTION	88 / 17.6 WATTS
CURRENT DRAW (AT 14.4V)	6.1 / 1.2 AMPS
E-MARK REFERENCE	12.5
HORIZONTAL BEAM ANGLE	19º

1000 BEACON



LENGTH 590MM / 23.2"
WEIGHT 2400G

TRIPLE-R 1250

OOR12-G2-B

E9

E-BOOST FUNCTION

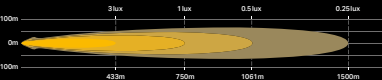
13860
LUMENS

POSITION LIGHT INCLUDED



TOTAL LUMINOUS FLUX	13860 / 2772
TOTAL DRIVER 'FOV' FLUX¹	8358 / 1672
NO. HIGH DENSITY LEDS	12
POWER CONSUMPTION	125 / 25 WATTS
CURRENT DRAW (AT 14.4V)	8.7 / 1.7 AMPS
E-MARK REFERENCE	20
HORIZONTAL BEAM ANGLE	19º

1250



LENGTH 765MM / 30.1"
WEIGHT 2840G

TRIPLE-R 16 ELITE

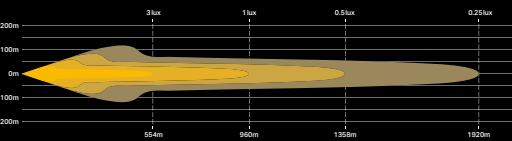
OOR16-G2-EL-B

18040
LUMENS



TOTAL LUMINOUS FLUX	18040
TOTAL DRIVER 'FOV' FLUX¹	11888
NO. HIGH DENSITY LEDS	16
POWER CONSUMPTION	208 WATTS
CURRENT DRAW (AT 14.4V)	14.4 AMPS
E-MARK REFERENCE	N/A
HORIZONTAL BEAM ANGLE	30º

16 ELITE



LENGTH 1125MM / 44.3"
WEIGHT 4140G

TRIPLE-R 24 ELITE

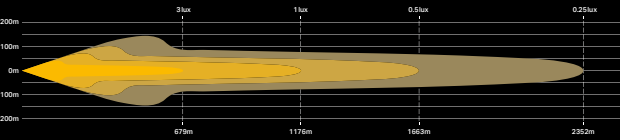
OOR24-G2-EL-B

27060
LUMENS



TOTAL LUMINOUS FLUX	27060
TOTAL DRIVER 'FOV' FLUX¹	17833
NO. HIGH DENSITY LEDS	24
POWER CONSUMPTION	312 WATTS
CURRENT DRAW (AT 14.4V)	21.7 AMPS
E-MARK REFERENCE	N/A
HORIZONTAL BEAM ANGLE	30º

24 ELITE



LENGTH 1305MM / 51.4"
WEIGHT 4780G

TRIPLE-R 28 ELITE

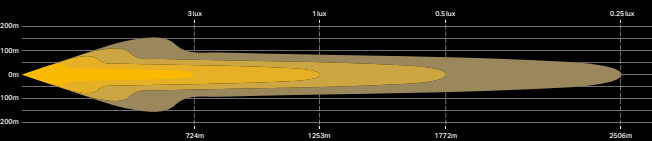
OOR28-G2-EL-B

28560
LUMENS



TOTAL LUMINOUS FLUX	28560
TOTAL DRIVER 'FOV' FLUX¹	18821
NO. HIGH DENSITY LEDS	28
POWER CONSUMPTION	326 WATTS
CURRENT DRAW (AT 14.4V)	22.6 AMPS
E-MARK REFERENCE	N/A
HORIZONTAL BEAM ANGLE	30º

28 ELITE



¹Driver FOV flux is a measure of effective lumens taking consideration of the amount of light in a driver's 'field-of-view' defined as an area +/- 45º left/right, and +/- 10º up/down.



FIND OUT MORE



LAZER i-LBA FUNCTIONALITY



LOW BEAM MODE

The vehicle is driving along with the standard low beam driving lights on.



HIGH BEAM MODE

The vehicle high beams are activated simultaneously the Lazer Lamps' high beam function turns on, for a safer, more enjoyable night drive experience.



LOW BEAM ASSIST MODE

A vehicle comes from the opposite direction. The high beams deactivate. The Lazer Lamps' product retains additional lighting at the side of the road.



LOW BEAM ASSIST MODE

Photoelectric sensors inside the light detect the car position and isolate zones of lighting to avoid dazzling, before reactivating once the vehicle passes.



TRIPLE-R



LENGTH 410MM / 16.1" / 590MM / 23.2"
WEIGHT 1700G / 2400G

1000 ELITE-iLBA 1250 ELITE-iLBA

00R8-LBA-B / 00R12-LBA-B

A world first, utilising patent-pending technology, Intelligent Low Beam Assist, available across our Linear-18 Elite and Triple-R 1000/1250 Elite products, redefines the performance and functionality of auxiliary LED driving lights.

A combination of the latest high-efficiency LEDs delivers a finely-tuned beam pattern, optimised for road use. Additionally, through the adoption of photoelectric sensors embedded within the driving light, when the high beam light is turned off the lamp enters a Low Beam Assist mode, which maintains additional levels of illumination in zones where there is confirmed no oncoming vehicles or obstacles.

TRIPLE-R 1000 ELITE-iLBA

E-BOOST FUNCTION

11068
LUMENS

INTELLIGENT LOW BEAM ASSIST



TRIPLE-R 1250 ELITE-iLBA

E-BOOST FUNCTION

13136
LUMENS

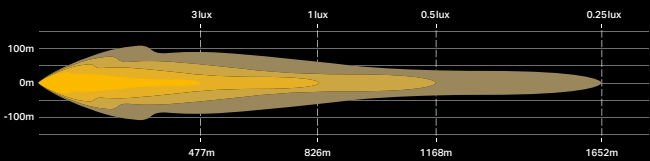
INTELLIGENT LOW BEAM ASSIST



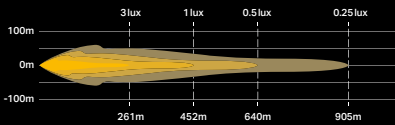
	1000 ELITE-iLBA	1250 ELITE-iLBA
TOTAL LUMINOUS FLUX	11068 / 3423	16136 / 4602
TOTAL DRIVER 'FOV' FLUX ¹	7294 / 2256	8657 / 2469
NO. HIGH DENSITY LEDS	26	36
POWER CONSUMPTION	95 / 32 WATTS	151 / 35 WATTS
CURRENT DRAW (AT 14.4V)	6.6 / 2.3 AMPS	10.5 / 1.7 AMPS
E-MARK REFERENCE	30	40
HORIZONTAL BEAM ANGLE	56°	56°

¹Driver FOV flux is a measure of effective lumens taking consideration of the amount of light in a driver's 'field-of-view' defined as an area +/- 45° left/right, and +/- 10° up/down.

E-BOOST MODE (1250 ELITE-iLBA)

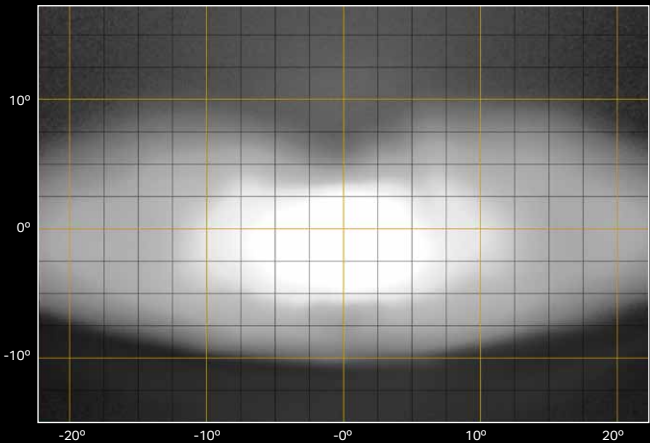


E-MARK COMPLIANT MODE (1250 ELITE-iLBA)



BEAM PATTERN

HORIZONTAL SPREAD 56° VERTICAL SPREAD 17°



INCLUDED IN THE BOX...

TRIPLE-R HIGH PERFORMANCE LED DRIVING LIGHT
(WITH MALE & FEMALE CONNECTORS)
ONE-LAMP WIRING KIT
CENTRE MOUNTING KIT
INSTALLATION INSTRUCTIONS



FIND OUT MORE



TRIPLE-R 1250 SMARTVIEW FUNCTIONALITY



STANDARD LOW BEAM

Sed ut perspiciatis unde omnis iste natus error sit accusantium doloremque laudantium



STANDARD HIGH BEAM

Sed ut perspiciatis unde omnis iste natus error sit accusantium doloremque laudantium



SPEED ADAPT MODE*

Beam pattern adjusts depending on the speed of the vehicle between 30mph-50mph (50kph-80kph).

*Speed Adapt only possible with Lazer CANMB Duo Interface (sold separately).



E-MARK COMPLIANT MODE

Enables the customer to operate the lamp in compliance with EU road-legal regulations.



E-BOOST MODE

Increases the intensity of light for maximum visibility. Off road use only.



NEAR-VIEW MODE

Provides superior levels of short-range illumination, ideal in more extreme weather conditions such as fog and snow.



DYNAMIC DIP

Delivers a smoother transition between high and low beam allowing time for the driver's eyes to adjust.



TRIPLE-R

SMARTVIEW



LENGTH 590MM / 23.2"
WEIGHT 1940G

1250 SMARTVIEW

00R12-G2-SV-B

Boasting innovative functionality that provides for enhanced safety, coupled with lighting performance at the peak of LED technology, the Triple-R Smartview is the pinnacle of automotive lighting technology.

Integrated into your vehicle's electrical system via an Anti-Theft Module boasting 'Plug & Play' connectivity, the Smartview allows operation of 5 different lighting modes. Operated by a touch-screen 'Dashboard Controller', each mode delivers real-world benefits suited to different road and off-road applications and conditions, and each benefitting from the latest and most efficient LED technology to deliver unrivalled lighting performance like no other.

E-BOOST FUNCTION

12170
LUMENS

SMARTVIEW

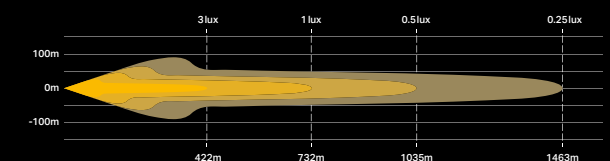


TOTAL LUMINOUS FLUX	12170 / 8550
TOTAL DRIVER 'FOV' FLUX ¹	7339
NO. HIGH DENSITY LEDS	12
POWER CONSUMPTION	105 / 88 WATTS
CURRENT DRAW (AT 14.4V)	7.3 / 6.1 AMPS
E-MARK REFERENCE	45
HORIZONTAL BEAM ANGLE	30°

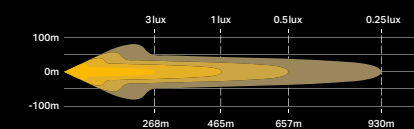
1250 SMARTVIEW

¹Driver FOV flux is a measure of effective lumens taking consideration of the amount of light in a driver's 'field-of-view' defined as an area +/- 45° left/right, and +/- 10° up/down.

E-BOOST MODE (1250 SMARTVIEW)

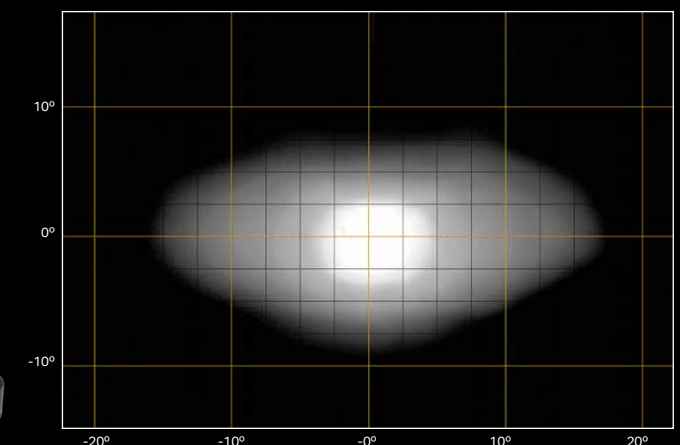


E-MARK COMPLIANT MODE (1250 SMARTVIEW)



BEAM PATTERN

HORIZONTAL SPREAD 30° VERTICAL SPREAD 15°



INCLUDED IN THE BOX...

TRIPLE-R HIGH PERFORMANCE LED DRIVING LIGHT
(WITH MALE & FEMALE CONNECTORS)
ANTI-THEFT UNIT
WIRING HARNESS KIT
SIDE MOUNTING KIT
CENTRE MOUNTING KIT
INSTALLATION INSTRUCTIONS

SENTINEL

SENTINEL APPLIES LAZER LAMPS' SUPERIOR PRODUCT DESIGN AND MANUFACTURING CAPABILITIES TO A ROUND LAMP DESIGN, AVAILABLE IN 7" AND 9" SIZES.



SENTINEL

Products shown: SENTINEL 9" STANDARD (BLACK) (Page 52)

SENTINEL

FIND OUT MORE



'UNBREAKABLE' POLYCARBONATE LENS


with lifetime guarantee.

5000K COLOUR TEMPERATURE

and 80 CRI maximises sharpness and definition.

HIGH EFFICIENCY PREMIUM 'BIN' LEDS

maximise illumination levels considering power input.



COMBINATION SPOT / WIDE OPTICS

vacuum-metallised for maximum reflectivity.

OPTIONAL POSITION / SIDE LIGHT FUNCTION

available on certain products.

DYNAMIC DRIVE MODULATION

maintains optimal light output considering the environmental and thermal conditions of the lamp.

ROAD-LEGAL CERTIFICATION

allows for electrical connection direct to the vehicle high beam (and position / side light) function.

HARDCOAT LACQUER

protects against lens deterioration, including stone chips.

PREMIUM QUALITY SATINBLACK POWDER COAT

finish completed in-house.

BLACK / CHROME APPEARANCE

to suit different vehicles and applications.



DIE-CAST ALUMINIUM MOUNTING BRACKETS

available in 'slim' or 'wide' format.

SENTINEL LIGHT OUTPUT

SENTINEL 9" ELITE (BOOST)

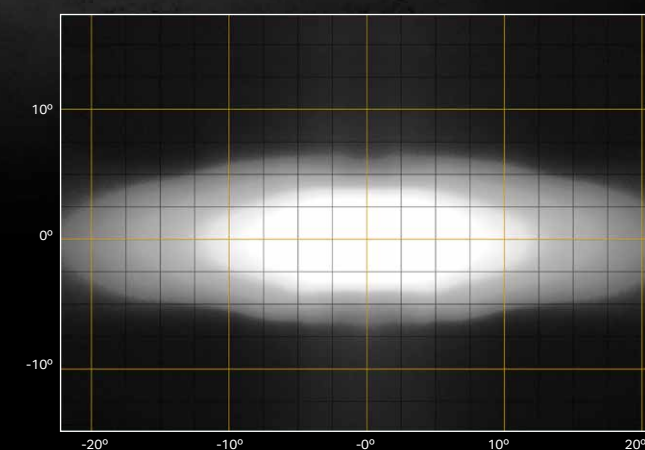


INCLUDED IN THE BOX...

LINEAR HIGH PERFORMANCE LED DRIVING LIGHT (WITH MALE & FEMALE CONNECTORS)
MOUNTING KIT
INSTALLATION INSTRUCTIONS

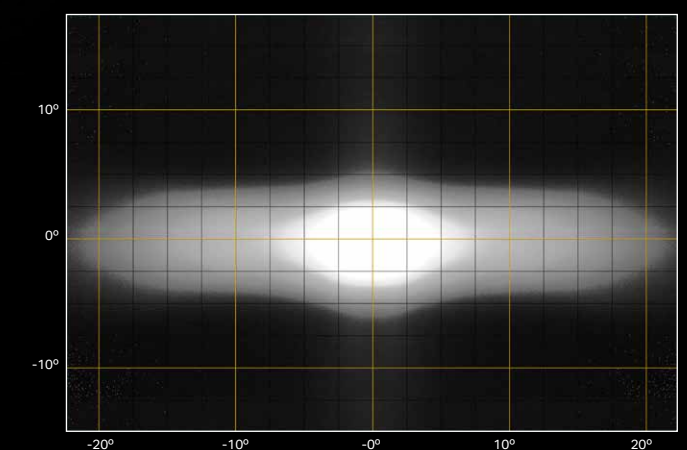
SENTINEL ELITE BEAM PATTERN

HORIZONTAL SPREAD 52° VERTICAL SPREAD 14°



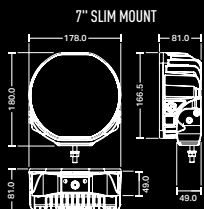
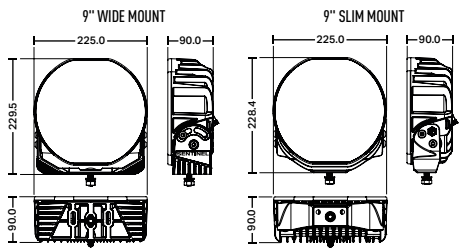
SENTINEL BEAM PATTERN

HORIZONTAL SPREAD 52° VERTICAL SPREAD 11°



**HIGH PERFORMANCE
LED DRIVING LIGHTS**

SENTINEL



FIND OUT MORE



LENGTH 178MM / 7"
WEIGHT 1500G

SENTINEL 7"

OS7-STD-SM

E9

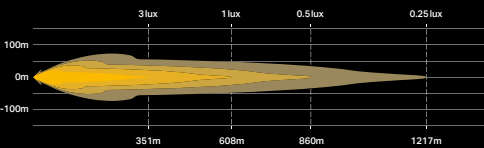
E-BOOST FUNCTION

5208
LUMENS



TOTAL LUMINOUS FLUX	5208 / 1041
TOTAL DRIVER 'FOV' FLUX ¹	TBC
NO. HIGH DENSITY LEDS	12
POWER CONSUMPTION	60 / 12 WATTS
CURRENT DRAW (AT 14.4V)	4.3 / 0.9 AMPS
E-MARK REFERENCE	12.5
HORIZONTAL BEAM ANGLE	60°

SENTINEL 7"



LENGTH 178MM / 7"
WEIGHT 1500G

SENTINEL 7" ELITE

OS7-ELITE-PL-SM

E9

E-BOOST FUNCTION

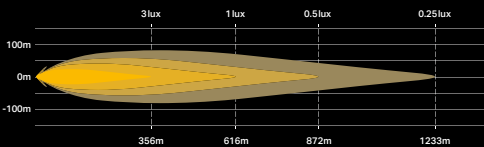
10248
LUMENS

POSITION LIGHT INCLUDED



TOTAL LUMINOUS FLUX	10248 / 2049
TOTAL DRIVER 'FOV' FLUX ¹	TBC
NO. HIGH DENSITY LEDS	24
POWER CONSUMPTION	116 / 23 WATTS
CURRENT DRAW (AT 14.4V)	7.6 / 1.5 AMPS
E-MARK REFERENCE	12.5
HORIZONTAL BEAM ANGLE	65°

SENTINEL 7" ELITE



LENGTH 225MM / 8.9"
WEIGHT 2500G

SENTINEL 9"

OS9-PL-SM / OS9-PL-WHT

E9

E-BOOST FUNCTION

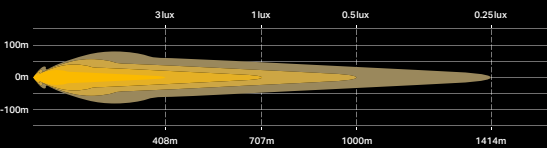
9520
LUMENS

POSITION LIGHT INCLUDED



TOTAL LUMINOUS FLUX	9520 / 1904
TOTAL DRIVER 'FOV' FLUX ¹	5588 / 1118
NO. HIGH DENSITY LEDS	20
POWER CONSUMPTION	87 / 17 WATTS
CURRENT DRAW (AT 14.4V)	6 / 1.2 AMPS
E-MARK REFERENCE	20
HORIZONTAL BEAM ANGLE	52°

SENTINEL 9"



LENGTH 225MM / 8.9"
WEIGHT 2500G

SENTINEL 9" CHROME

OS9-PL-CHR-SM

E9

E-BOOST FUNCTION

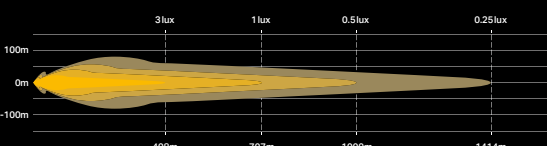
9520
LUMENS

POSITION LIGHT INCLUDED



TOTAL LUMINOUS FLUX	9520 / 1904
TOTAL DRIVER 'FOV' FLUX ¹	5588 / 1118
NO. HIGH DENSITY LEDS	20
POWER CONSUMPTION	87 / 17 WATTS
CURRENT DRAW (AT 14.4V)	6 / 1.2 AMPS
E-MARK REFERENCE	20
HORIZONTAL BEAM ANGLE	52°

SENTINEL 9" CHROME



LENGTH 225MM / 8.9"
WEIGHT 2500G

SENTINEL 9" ELITE

OS9-ELITE-SM / OS9-PL-ELITE-SM/WHT

E9

E-BOOST FUNCTION

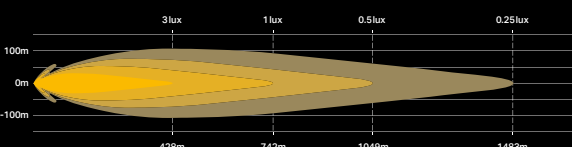
15232
LUMENS

POSITION LIGHT OPTION



TOTAL LUMINOUS FLUX	15232 / 3046
TOTAL DRIVER 'FOV' FLUX ¹	9048 / 1809
NO. HIGH DENSITY LEDS	32
POWER CONSUMPTION	145 / 29 WATTS
CURRENT DRAW (AT 14.4V)	10.1 / 2.0 AMPS
E-MARK REFERENCE	20
HORIZONTAL BEAM ANGLE	52°

SENTINEL 9" ELITE



¹Driver FOV flux is a measure of effective lumens taking consideration of the amount of light in a driver's 'field-of-view' defined as an area +/- 45° left/right, and +/- 10° up/down.



Products shown: SENTINEL 9" ELITE (Page 52)

ST/T EVOLUTION

LIGHT IS DELIVERED IN A 'DRIVE' BEAM PATTERN PROVIDING ENVIABLE RANGE AND SPREAD OF LIGHT, ESPECIALLY WELL SUITED TO RURAL ROAD AND OFF-ROAD USE.

Products shown: ST6 EVOLUTION (Page 60)

ST|T EVOLUTION

ST/T EVOLUTION

FIND OUT MORE



HIGH OUTPUT 11W LEDs
deliver exceptional lighting performance.

'UNBREAKABLE' POLYCARBONATE LENS
with lifetime guarantee. Complete with hardcoat lacquer finish.

CAE OPTIMISED HEATSINK
enables efficient dissipation of heat away from the lamp, preserving longevity of the LEDs.

ULTRA-REFLECTIVE, VACUUM-METALLISED OPTICS
deliver 'drive' beam pattern optimised for range and spread.

PREMIUM QUALITY SATIN BLACK POWDER COAT
with exceptional corrosion resistance.

ROAD-LEGAL CERTIFICATION
allows for connection direct to the standard vehicle high beam.

DYNAMIC DRIVE MODULATION
Drive current for the LEDs is maintained at the optimum level considering environmental and thermal conditions of the lamp.


FULLY VERSATILE MOUNTING SYSTEM
can be positioned above or below the lamp.

SEAMLESS, LOW-PROFILE DESIGN
facilitates installation, and reduces dirt/snow/ice accumulations.

SIDE MOUNTING
enabled via concealed threaded fixing points. Side Mount Kit included on all T Evolution lights.

ST/T EVOLUTION LIGHT OUTPUT

ST-8 EVO

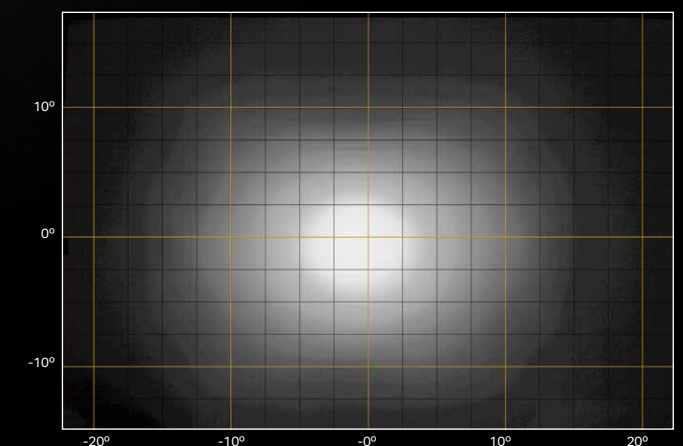


INCLUDED IN THE BOX...

ST/T EVOLUTION HIGH PERFORMANCE LED DRIVING LIGHT
(WITH MALE & FEMALE CONNECTORS)
MOUNTING KIT
INSTALLATION INSTRUCTIONS

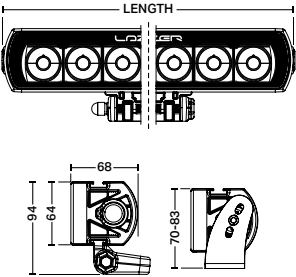
ST/T EVOLUTION BEAM PATTERN

HORIZONTAL SPREAD 40° VERTICAL SPREAD 25°



**HIGH PERFORMANCE
LED DRIVING LIGHTS**

ST/T EVO



FIND OUT MORE



LENGTH 124MM / 4.9"
WEIGHT 430G

ST-2 EVO

0002-EVO-B


E9

2068
LUMENS



TOTAL LUMINOUS FLUX	2068
TOTAL DRIVER 'FOV' FLUX ¹	1245
NO. HIGH DENSITY LEDS	2
POWER CONSUMPTION	23 WATTS
CURRENT DRAW (AT 14.4V)	1.6 AMPS
E-MARK REFERENCE	7.5
HORIZONTAL BEAM ANGLE	40°

ST-2 EVO



LENGTH 204MM / 8"
WEIGHT 670G

ST-4 EVO

0004-EVO-B

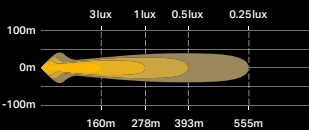
E9

4136
LUMENS



TOTAL LUMINOUS FLUX	4136
TOTAL DRIVER 'FOV' FLUX ¹	2490
NO. HIGH DENSITY LEDS	4
POWER CONSUMPTION	47 WATTS
CURRENT DRAW (AT 14.4V)	3.3 AMPS
E-MARK REFERENCE	10
HORIZONTAL BEAM ANGLE	40°

ST-4 EVO



LENGTH 284MM / 11.2"
WEIGHT 912G

ST-6 EVO

0006-EVO-B

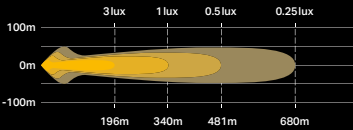
E9

6204
LUMENS



TOTAL LUMINOUS FLUX	6204
TOTAL DRIVER 'FOV' FLUX ¹	3735
NO. HIGH DENSITY LEDS	6
POWER CONSUMPTION	70 WATTS
CURRENT DRAW (AT 14.4V)	4.9 AMPS
E-MARK REFERENCE	10
HORIZONTAL BEAM ANGLE	40°

ST-6 EVO



LENGTH 364MM / 14.3"
WEIGHT 1150G

ST-8 EVO

0008-EVO-B

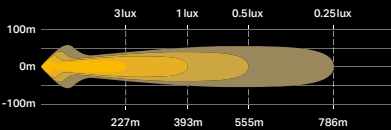
E9

8272
LUMENS



TOTAL LUMINOUS FLUX	8272
TOTAL DRIVER 'FOV' FLUX ¹	4980
NO. HIGH DENSITY LEDS	8
POWER CONSUMPTION	95 WATTS
CURRENT DRAW (AT 14.4V)	6.6 AMPS
E-MARK REFERENCE	17.5
HORIZONTAL BEAM ANGLE	40°

ST-8 EVO



LENGTH 524MM / 20.6"
WEIGHT 1634G

ST-12 EVO

0012-EVO-B

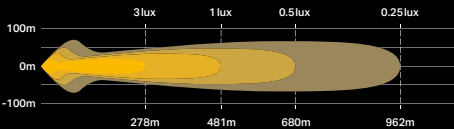
E9

12408
LUMENS



TOTAL LUMINOUS FLUX	12408
TOTAL DRIVER 'FOV' FLUX ¹	7470
NO. HIGH DENSITY LEDS	12
POWER CONSUMPTION	144 WATTS
CURRENT DRAW (AT 14.4V)	10.0 AMPS
E-MARK REFERENCE	25
HORIZONTAL BEAM ANGLE	40°

ST-12 EVO



¹Driver FOV flux is a measure of effective lumens taking consideration of the amount of light in a driver's 'field-of-view' defined as an area +/- 45° left/right, and +/- 10° up/down.



Products shown:
FORD TRANSIT (2015+) WITH ST4 (Page 60 / 85)

LENGTH 684MM / 26.9"
WEIGHT 2142G

T-16 EVO

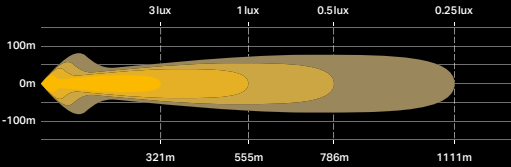
0016-EVO-B

16544
LUMENS



TOTAL LUMINOUS FLUX	16544
TOTAL DRIVER 'FOV' FLUX¹	9959
NO. HIGH DENSITY LEDS	16
POWER CONSUMPTION	192 WATTS
CURRENT DRAW (AT 14.4V)	13.4 AMPS
E-MARK REFERENCE	N/A
HORIZONTAL BEAM ANGLE	40°

T-16 EVO



LENGTH 1004MM / 39.5"
WEIGHT 3084G

T-24 EVO

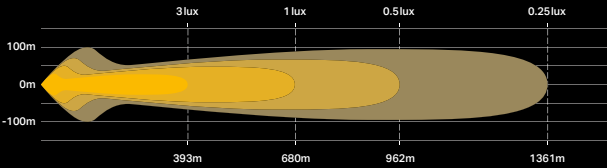
0024-EVO-B

24816
LUMENS



TOTAL LUMINOUS FLUX	24816
TOTAL DRIVER 'FOV' FLUX¹	14939
NO. HIGH DENSITY LEDS	24
POWER CONSUMPTION	262 WATTS
CURRENT DRAW (AT 14.4V)	18.2 AMPS
E-MARK REFERENCE	N/A
HORIZONTAL BEAM ANGLE	40°

T-24 EVO



LENGTH 1164MM / 45.8"
WEIGHT 3590G

T-28 EVO

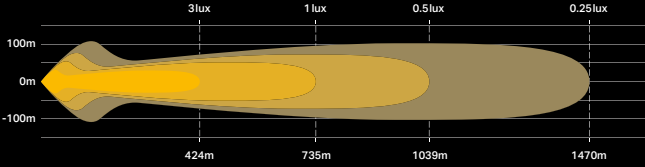
0028-EVO-B

28952
LUMENS



TOTAL LUMINOUS FLUX	28952
TOTAL DRIVER 'FOV' FLUX¹	17429
NO. HIGH DENSITY LEDS	28
POWER CONSUMPTION	278 WATTS
CURRENT DRAW (AT 14.4V)	19.3 AMPS
E-MARK REFERENCE	N/A
HORIZONTAL BEAM ANGLE	40°

T-28 EVO



¹Driver FOV flux is a measure of effective lumens taking consideration of the amount of light in a driver's 'field-of-view' defined as an area +/- 45° left/right, and +/- 10° up/down.

UTILITY SERIES

A RANGE OF HIGH PERFORMANCE LED WORK LAMPS AND ACCESSORIES, WHICH COMBINE HIGHLY EFFICIENT LED SYSTEMS WITH PATENT-PENDING DESIGN FEATURES TO MAXIMISE LIGHT OUTPUT, FUNCTIONALITY, AND RELIABILITY.

Products shown: UTILITY-45 / UTILITY-80 (Page 68)

UTILITY
SERIES
LED WORK LAMPS

UTILITY SERIES

FIND OUT MORE



'UNBREAKABLE' POLYCARBONATE LENS

3mm lexan polycarbonate with hardcoat lacquer provides exceptional protection from impact and heat.

HIGH DENSITY LEDS

Across all variants ensures that light output is maximised through use of the latest, most advanced and efficient LED technology available.

OVER VOLTAGE PROTECTION

In-built into the electronic circuitry to prevent damage, alongside protection against reverse polarity.

ELECTRONIC THERMAL MANAGEMENT

Optimises light output considering the environmental and thermal conditions of the lamp.

CAE OPTIMISED REAR 'MATRIX' COOLING SYSTEM

Provides more efficient thermal management to maximise light output.

MALE & FEMALE DEUTSCH CONNECTORS INCLUDED

Part no.
DT06-2S / DT04-2P.

VACUUM-METALLISED REFLECTOR TECHNOLOGY

Designed and engineered in the UK to deliver light further and wider, in a symmetrical flood beam pattern.

ROBUST STAINLESS STEEL MOUNTING OPTIONS

Provide flexibility to angle light up/down and left/right from a horizontal or vertical mounting position.

EMC PROTECTION

Approved to CISPR-25 Class 3/5 ensures no interference with other electrical machinery or appliances.



5,000 KELVIN COLOUR TEMPERATURE FOR MAXIMUM DEFINITION

While reducing fatigue and eye strain that can come from using higher colour ranges.

AUTOMOTIVE GRADE CORROSION RESISTANCE

E-coat pre-treatment prior to black powder coating ensures exceptional corrosion resistance including against harsh chemical treatments.

UTILITY SERIES LIGHT OUTPUT

UTILITY-80



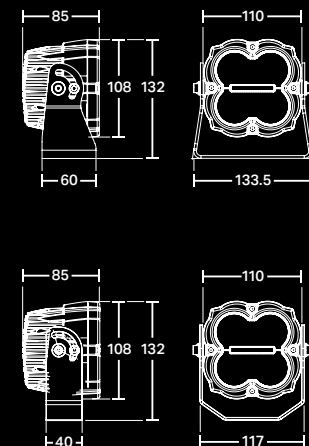
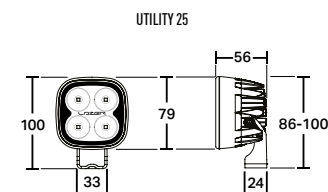
INCLUDED IN THE BOX...

UTILITY SERIES HIGH PERFORMANCE LED WORK LAMP
(WITH MALE & FEMALE CONNECTORS)
MOUNTING KIT
INSTALLATION INSTRUCTIONS



**HIGH PERFORMANCE
LED WORK LAMPS**

UTILITY SERIES



FIND OUT MORE



LENGTH 80MM / 3.1"

WEIGHT 360G

UTILITY-25

00U25-U-B

3016

LUMENS



TOTAL LUMINOUS FLUX	3016
TOTAL DRIVER 'FOV' FLUX ¹	N/A
NO. HIGH DENSITY LEDS	4
POWER CONSUMPTION	25 WATTS
CURRENT DRAW (AT 14.4V)	1.6 AMPS
E-MARK REFERENCE	N/A
HORIZONTAL BEAM ANGLE	78°

LENGTH 80MM / 3.1"

WEIGHT 360G

UTILITY-25 MAXX

00U25-MAXX-B

4560

LUMENS



TOTAL LUMINOUS FLUX	4560
TOTAL DRIVER 'FOV' FLUX ¹	N/A
NO. HIGH DENSITY LEDS	4
POWER CONSUMPTION	45 WATTS
CURRENT DRAW (AT 14.4V)	3.1 AMPS
E-MARK REFERENCE	N/A
HORIZONTAL BEAM ANGLE	78°

LENGTH 110MM / 4.3"

WEIGHT 1260G

UTILITY-45

00U45-G2-SLIM / 00U45-G2-WIDE

4560

LUMENS

ADR APPROVED OPTION*



TOTAL LUMINOUS FLUX	4560
TOTAL DRIVER 'FOV' FLUX ¹	N/A
NO. HIGH DENSITY LEDS	4
POWER CONSUMPTION	45 WATTS
CURRENT DRAW (AT 14.4V)	3.1 AMPS
E-MARK REFERENCE	N/A
HORIZONTAL BEAM ANGLE	80°

LENGTH 110MM / 4.3"

WEIGHT 1260G

UTILITY-80

00U80-G2-SLIM / 00U80-G2-WIDE

8820

LUMENS

ADR APPROVED OPTION*



TOTAL LUMINOUS FLUX	8820
TOTAL DRIVER 'FOV' FLUX ¹	N/A
NO. HIGH DENSITY LEDS	4
POWER CONSUMPTION	80 WATTS
CURRENT DRAW (AT 14.4V)	5.5 AMPS
E-MARK REFERENCE	N/A
HORIZONTAL BEAM ANGLE	80°

UTILITY-25

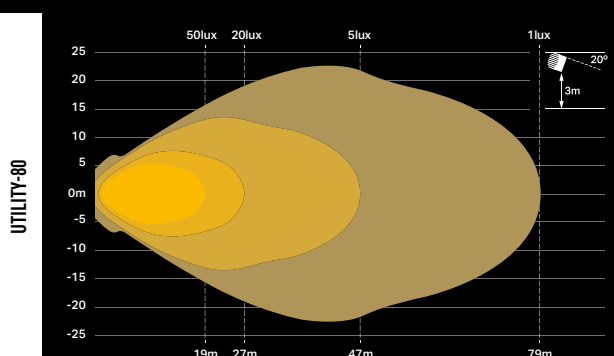
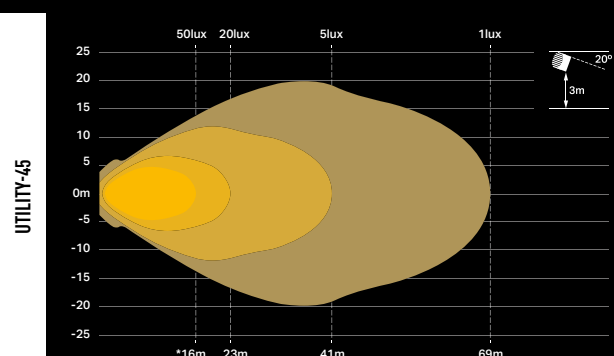
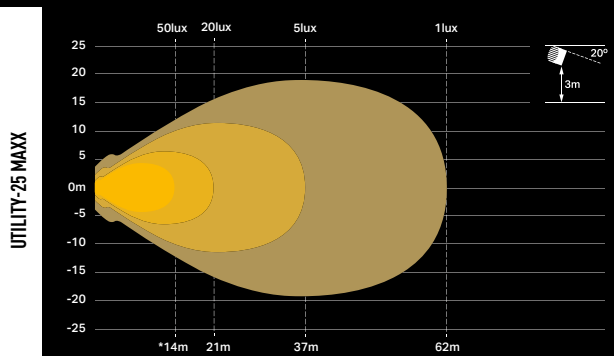
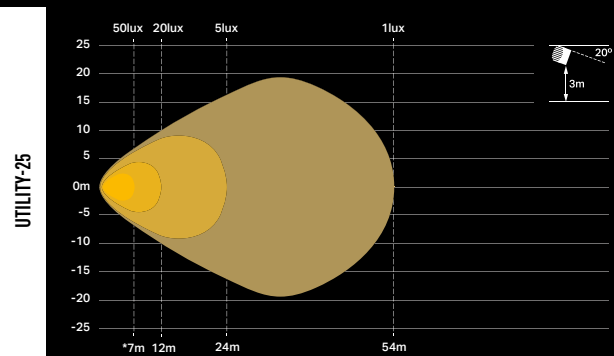
UTILITY-25 MAXX

UTILITY-45

UTILITY-80

*ADR – The European Agreement concerning the International Carriage of Dangerous Goods by Road

¹Driver FOV flux is a measure of effective lumens taking consideration of the amount of light in a driver's 'field-of-view' defined as an area +/- 45° left/right, and +/- 10° up/down.



*50 Lux represents HSE guidelines for effective illumination when working outdoors at night.

CARBON SERIES

A WORLD FIRST FOR LED TECHNOLOGY, THE CARBON SERIES SETS A NEW STANDARD IN AUXILIARY DRIVING LIGHTS FOR THE MOTORSPORT SECTOR.



 **CARBON**
S E R I E S

Products shown: BESPOKE BUILD FEATURING CARBON-2 (Page 74)

CARBON SERIES

FIND OUT MORE



ULTRA-LIGHTWEIGHT CONSTRUCTION

made from PC-ABS composite material.

HIGH INTENSITY 'MATRIX' LEDS

using a combination of the latest technologies to deliver a power to light output ratio simply unmatched in automotive lighting.

BUILT-IN DT04-4P CONNECTOR

with gold-plated solid DT contacts

'UNBREAKABLE' POLYCARBONATE LENS

with lifetime guarantee.

CAE OPTIMISED HEATSINK

dissipates heat from the LEDs to maintain maximum light output with minimal extra weight

CLIP-ON LENS FIXTURE

allows for the quick fit and release of amber and black covers.

E-MARK CERTIFICATION

obtained through switchable dual-output functionality built into the lamp.

VACUUM-METALLISED REFLECTORS

harness maximum light output onto the road or track ahead.

MULTIPLE LIGHTING MODES

including: Full Beam, Fog Mode, E-Mark Mode, and Rain Mode.

SPOT / DRIVE OPTICS

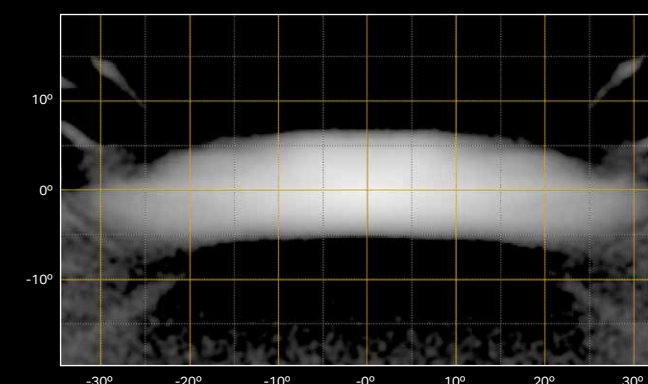
deliver varying beam patterns depending on the preference for optimising distance illumination or left/right spread.

ALUMINIUM SIDE BRACKETS

provide a versatile ultra-lightweight mounting option.

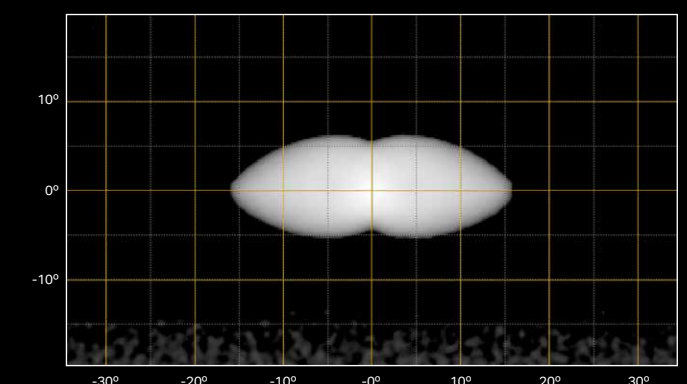
CARBON-6 DRIVE BEAM PATTERN

HORIZONTAL SPREAD 60° VERTICAL SPREAD 15°



CARBON-6 SPOT BEAM PATTERN

HORIZONTAL SPREAD 32° VERTICAL SPREAD 12°



CARBON SERIES LIGHT OUTPUT

CARBON-6 SPOT



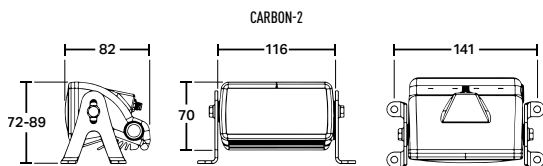
INCLUDED IN THE BOX...

CARBON SERIES HIGH PERFORMANCE LED DRIVING LIGHT
(WITH MALE & FEMALE CONNECTORS)
MOUNTING KIT
INSTALLATION INSTRUCTIONS

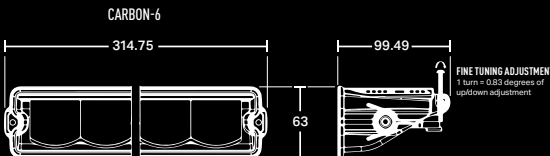


**HIGH PERFORMANCE
LED DRIVING LIGHTS**

CARBON SERIES



FIND OUT MORE



LENGTH 116MM / 4.6"
WEIGHT 170G

CARBON-2 REEDED

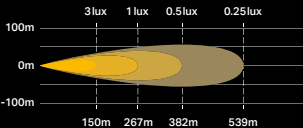
00C2-3D-R

2255
LUMENS



TOTAL LUMINOUS FLUX	2255
TOTAL DRIVER 'FOV' FLUX¹	1482
NO. HIGH DENSITY LEDS	2
POWER CONSUMPTION	22 WATTS
CURRENT DRAW (AT 14.4V)	1.5 AMPS
E-MARK REFERENCE	N/A
HORIZONTAL BEAM ANGLE	20°

CARBON-2 REEDED



LENGTH 116MM / 4.6"
WEIGHT 170G

CARBON-2 REEDED VERTICAL

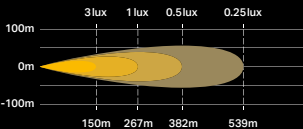
00C2-3D-V

2255
LUMENS



TOTAL LUMINOUS FLUX	2255
TOTAL DRIVER 'FOV' FLUX¹	N/A
NO. HIGH DENSITY LEDS	2
POWER CONSUMPTION	22 WATTS
CURRENT DRAW (AT 14.4V)	1.5 AMPS
E-MARK REFERENCE	N/A
HORIZONTAL BEAM ANGLE	20°

CARBON-2 REEDED



LENGTH 116MM / 4.6"
WEIGHT 170G

CARBON-2 SPOT

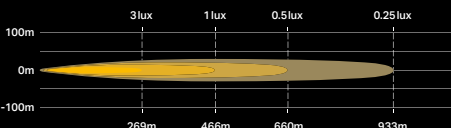
00C2-3D-S

2255
LUMENS



TOTAL LUMINOUS FLUX	2255
TOTAL DRIVER 'FOV' FLUX¹	1482
NO. HIGH DENSITY LEDS	2
POWER CONSUMPTION	22 WATTS
CURRENT DRAW (AT 14.4V)	1.5 AMPS
E-MARK REFERENCE	N/A
HORIZONTAL BEAM ANGLE	11°

CARBON-2 SPOT



LENGTH 315MM / 12.4"
WEIGHT 440G



E-BOOST FUNCTION

CARBON-6 DRIVE

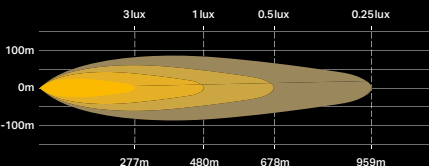
00C6-DRIVE-G3

7884
LUMENS



TOTAL LUMINOUS FLUX	7884 / 1971
TOTAL DRIVER 'FOV' FLUX¹	6550
NO. HIGH DENSITY LEDS	36
POWER CONSUMPTION	85.0 / 21.0 WATTS
CURRENT DRAW (AT 14.4V)	5.98 / 1.5 AMPS
E-MARK REFERENCE	12.5
HORIZONTAL BEAM ANGLE	90/20°

CARBON-6 DRIVE



LENGTH 315MM / 12.4"
WEIGHT 440G



E-BOOST FUNCTION

CARBON-6 SPOT

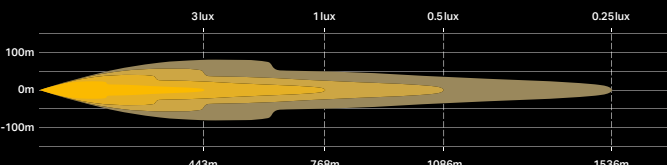
00C6-SPOT-G3

7884
LUMENS



TOTAL LUMINOUS FLUX	7884 / 1971
TOTAL DRIVER 'FOV' FLUX¹	6550
NO. HIGH DENSITY LEDS	36
POWER CONSUMPTION	85.0 / 21.0 WATTS
CURRENT DRAW (AT 14.4V)	5.98 / 1.5 AMPS
E-MARK REFERENCE	37.5
HORIZONTAL BEAM ANGLE	90/20°

CARBON-6 SPOT



¹Driver FOV flux is a measure of effective lumens taking consideration of the amount of light in a driver's 'field-of-view' defined as an area +/- 45° left/right, and +/- 10° up/down.



Products shown: 4-WAY RALLY POD WITH 2X CARBON-6 DRIVE
PLUS 2X CARBON-6 SPOT / CARBON-2 (Page 74 / 78)

RALLY PODS

FIND OUT MORE 

4-LAMP RALLY POD (FIESTA R5 MKII)

0064-MKII-POD



Carbon-fibre bonnet mounted rally pod, designed for 4x Carbon-6 (recommended 2x Spot, 2x Drive). Optimised for Fiesta R5 (MKII). Lights and wiring sold separately. Includes Protective Neoprene Cover.

4-LAMP RALLY POD (SKODA R5)

0064-SKODA-POD



Carbon-fibre bonnet mounted rally pod, designed for 4x Carbon-6 (recommended 2x Spot, 2x Drive). Optimised for Skoda R5. Lights and wiring sold separately. Includes Protective Neoprene Cover.

4-LAMP RALLY POD (CITROEN C3)


0064-C3-POD



Carbon-fibre bonnet mounted rally pod, designed for 4x Carbon-6 (recommended 2x Spot, 2x Drive). Optimised for Citroen C3. Lights and wiring sold separately. Includes Protective Neoprene Cover.

LH/RH CORNER LAMP PODS (FIESTA R5 MKI/MKII / SKODA R5)

0065-LH / 0065-RH



Lightweight carbon-fibre with glass laminate corner lighting pods, with pre-mounted Linear-6 Elite high performance LED driving lights. Optimised for Fiesta R5 (MKI/MKII) or Skoda R5 rally cars.

ACCESSORIES

FIND OUT MORE 

BOOMER SINGLE (CARBON-6 / TRIPLE-R 1000 ELITE)

0062-00C6 / 0062-STRAIGHT



Compatible with either Carbon-6 or Triple-R 1000 Elite LED driving lights, the Boomer Single is a universal, quick fit and release bonnet mounting frame, facilitating the installation of a pair of lamps within a rally or off-road motorsport capacity.

UNIVERSAL SINGLE LAMP MOUNT

0061-SLM



Comprising machined and anodised billet aluminium and stainless steel struts, the mounting frame is universally compatible to nearly any vehicle, for any single lamp installation.

LIGHTWEIGHT BONNET MOUNT KIT

0068-B



Lightweight aluminium mounting brackets, with satin black powder coat finish, designed for bonnet-mounting of Carbon-6 Drive lamps with left/right rotational feature.

LENS COVERS – AMBER / BLACK (CARBON-6)

LC-YLW-00C6 / LC-BLK-00C6



Acrylic lens covers for Carbon-6 LED driving lights. Available in Amber colour, or as a Black cover with Lazer branding. Fixed using supplied fir tree clips.

VEHICLE INTEGRATION

CUSTOM SOLUTIONS, WITH A TRUE OE QUALITY FIT AND FINISH, FOR MOUNTING OUR HIGH PERFORMANCE LED LIGHT BARS TO THE MOST POPULAR MAKES AND MODELS OF PICKUPS, 4X4S, AND LIGHT COMMERCIAL VEHICLES.

Products shown:
VW TRANSPORTER 6.1 GRILLE KIT WITH TRIPLE-R 750 (Page 40 / 117)

INTEGRATION

FIND OUT MORE



ROAD-LEGAL

UNECE approved for on-road use, allowing the lights to be operated alongside the standard vehicle high beam lights.

HIGH PERFORMANCE LED DRIVING LIGHTS

designed and manufactured in the UK to the highest standards in terms of: lighting performance, product styling, and reliability.

VEHICLE-SPECIFIC

custom-made solutions; designed, engineered, and manufactured in the UK for the most popular pickups, 4x4s, and LCVs.



WIRING HARNESS KIT

featuring braided cables, 12v relay (in weatherproof holder), and fuse, to facilitate the electrical installation of the light(s) to the vehicle high beam and/or operated via an included isolator switch.

CUTTER TEMPLATES

engage with the original vehicle grille to ensure a perfect installation every time.

ANTI-THEFT FIXTURES

provide additional security alongside a secure, robust fitment.

MOUNTING BRACKETS

3D-printed from high-strength composite material specially selected for its rigidity and UV-stability.

CUSTOM STYLING

with each set of mounting brackets designed to blend perfectly with the original grille on the vehicle for a true OE quality fit and finish.

Recognising that the quality of the installation can be as important as the quality of the driving lights themselves, at Lazer Lamps we work as hard on our pre-defined vehicle mounting solutions. Including bespoke grille integration kits which are developed to accentuate the high-end styling of modern pick-up trucks and light commercial vehicles, the quality of our vehicle integration kits are representative of the Lazer brand in general, and have a true OE quality look and finish.

GRILLE KIT LIGHT OUTPUT

2X TRIPLE-R 750



INCLUDED IN THE BOX...

LAZER HIGH PERFORMANCE LED DRIVING LIGHT(S)
GRILLE MOUNTING BRACKETS
CUTTER TEMPLATES
WIRING HARNESS KIT
FASTENERS
INSTALLATION INSTRUCTIONS





RANGER 2019+

GRILLE INTEGRATION KITS
GK-FR-G2-02K Grille Mount Kit includes: 2x Triple-R 750, 1x Grille Mount Brackets, 1x 2L-LP-PL-120
GK-FR-ELITE-G2-02K Grille Mount Kit includes: 2x Triple-R 750 Elite, 1x Grille Mount Brackets, 1x 2L-LP-120



TRANSIT 2019+

GRILLE INTEGRATION KITS
GK-FT-G2-02K Grille Mount Kit includes: 2x Triple-R 750, 1x Grille Mount Brackets, 1x 2L-LP-PL-120
GK-FT-ELITE-G2-02K Grille Mount Kit includes: 2x Triple-R 750 Elite, 1x Grille Mount Brackets, 1x 2L-LP-120



RANGER 2016+

GRILLE INTEGRATION KITS
GK-FR-G2-01K Grille Mount Kit includes: 2x Triple-R 750, 1x Grille Mount Brackets, 1x 2L-LP-PL-120
GK-FR-ELITE-G2-01K Grille Mount Kit includes: 2x Triple-R 750 Elite, 1x Grille Mount Brackets, 1x 2L-LP-120



TRANSIT 2015+

GRILLE INTEGRATION KITS
GK-FT-01K Grille Mount Kit includes: 2x ST4 Evo, 1x Grille Mount Brackets, 1x 2L-LP-120



RANGER RAPTOR 2018+

GRILLE INTEGRATION KITS
GK-RAP-ELITE-01K Grille Mount Kit includes: 1x Linear-24 Elite, 1x Grille Mount Brackets, 1x 1L-LP-120



TRANSIT CUSTOM 2018+

GRILLE INTEGRATION KITS
GK-FTC-G2-02K Grille Mount Kit includes: 2x Triple-R 750, 1x Grille Mount Brackets, 1x 2L-LP-PL-120
GK-FTC-ELITE-G2-02K Grille Mount Kit includes: 2x Triple-R 750 Elite, 1x Grille Mount Brackets, 1x 2L-LP-120



TRANSIT CUSTOM 2012+

GRILLE INTEGRATION KITS

GK-FTC-G2-01K
Grille Mount Kit includes:
2x Triple-R 750, 1x Grille Mount Brackets, 1x 2L-LP-PL-120

GK-FTC-ELITE-G2-01K
Grille Mount Kit includes:
2x Triple-R 750 Elite, 1x Grille Mount Brackets, 1x 2L-LP-120



TRANSIT CONNECT 2018+

GRILLE INTEGRATION KITS

GK-FTCON-01K
Grille Mount Kit includes:
1x Linear-18, 1x Grille Mount Brackets, 1x 1L-LP-120

GK-FTCON-ELITE-01K
Grille Mount Kit includes:
1x Linear-18 Elite, 1x Grille Mount Brackets, 1x 1L-LP-120



TRANSIT COURIER 2014+

GRILLE INTEGRATION KITS

GK-FTCOUR-01K
Grille Mount Kit includes:
1x Linear-18, 1x Grille Mount Brackets, 1x 1L-LP-120

GK-FTCOUR-ELITE-01K
Grille Mount Kit includes:
1x Linear-18 Elite, 1x Grille Mount Brackets, 1x 1L-LP-120

OTHER FORD KITS AVAILABLE

ROOF MOUNT KITS



RANGER – WITH ROOF RAILS

0L36-DBL-LNR – LINEAR-36
3001-RANGER-42-K Roof Mounting Brackets
1L-LP-300 One-Lamp Wiring Kit



RANGER – WITHOUT ROOF RAILS

0L42-LNR – LINEAR-42
3001-A-67-K Roof Mounting Brackets
1L-LP-300 One-Lamp Wiring Kit

WHAT'S INCLUDED:

- Stainless Steel Mounting Brackets (LH/RH)
- Anti-theft Fastener Set (various sizes)
- Spacer Set (various sizes)
- Rivets (Black)
- Cable Grommet
- VHB Cleaning Sachet
- Heat-shrink Butt Splice

GRILLE MOUNT KITS



RANGER 2016+

0L18-DBL-EL-LNR – LINEAR-18 ELITE
VIFK-RANGER-01K Bumper Beam Mount Kit
1L-LP-120 One-Lamp Wiring Kit



RANGER RAPTOR 2019+

00R12-G2-B – TRIPLE-R 1250
VIFK-RAPTOR-01K Lower Grille Mount Kit
1L-LP-120 One-Lamp Wiring Kit



Products shown: FORD RANGER (WITHOUT RAILS) ROOF MOUNT KIT – WITH LINEAR-42 (Page 32 / 87)
& FORD RANGER RAPTOR LOWER GRILLE MOUNT KIT – WITH TRIPLE-R 1250 SMARTVIEW (Page 46 / 87)

VEHICLE INTEGRATION FORD

FIND OUT MORE



OTHER FORD KITS AVAILABLE

GRILLE MOUNT KITS



TRANSIT CUSTOM 2018+
00R12-G2-B – TRIPLE-R 1250
VIFK-FTC-01K Bumper Beam Mount Kit
1L-LP-PL-120 One-Lamp Wiring Kit



TRANSIT CUSTOM TRAIL 2018+
00R4-G2-B – TRIPLE-R 750
VIFK-FTC-02K Bumper Beam Mount Kit
2L-LP-PL-120 One-Lamp Wiring Kit



MS-RT TRANSIT CUSTOM 2018+
0L18-DBL-EL-LNR – LINEAR-18 ELITE
VIFK-FTC-MSRT-01K Grille Mount Kit
1L-LP-120 One-Lamp Wiring Kit



D-MAX 2021+

- GRILLE MOUNT KIT
- 0L06-EL-LNR – LINEAR-6 ELITE
- VIFK-DMAX-02K Grille Mount Kit
- 2L-LP-120 Two-Lamp Wiring Kit



D-MAX 2021+

- GRILLE INTEGRATION KIT
- GK-DMAX-01K
- Grille Mount Kit includes:
2x Triple-R 750, 1x Grille Mount Brackets, 1x 2L-LP-PL-120
- GK-DMAX-ELITE-01K
- Grille Mount Kit includes:
2x Triple-R 750 Elite, 1x Grille Mount Brackets, 1x 2L-LP-120



D-MAX 2017+

- BUMPER BEAM MOUNT KIT
- 0004-EVO-B – ST4 EVOLUTION
- VIFK-DMAX-01K Bumper Beam Mount Kit
- 2L-LP-120 Two-Lamp Wiring Kit



Products shown: LINEAR-36 (Page 32)

OTHER ISUZU KITS AVAILABLE

ROOF MOUNT KITS



- D-MAX – WITHOUT ROOF RAILS
- 0L42-LNR – LINEAR-42
- 3001-B-67-K Roof Mounting Brackets
- 1L-LP-300 One-Lamp Wiring Kit



- D-MAX – WITH ROOF RAILS
- 0L36-DBL-LNR – LINEAR-36
- 3001-C-37-K Roof Mounting Brackets
- 1L-LP-300 One-Lamp Wiring Kit



- D-MAX – SPORTS BAR MOUNT
- 0008-EVO-B – ST8 EVOLUTION
- 1076K 76mm Tube Clamps
- 1016K 50mm Spacer Kit (Optional)
- 2L-LP-320 Two-Lamp Wiring Kit



DEFENDER 2020+

GRILLE INTEGRATION KITS
GK-DEF750-G2-01K Grille Mount Kit includes: 2x Triple-R 750, 1x Grille Mount Brackets, 1x 2L-LP-PL-120
GK-DEF750-EL-G2-01K Grille Mount Kit includes: 2x Triple-R 750 Elite, 1x Grille Mount Brackets, 1x 2L-LP-120



DISCOVERY 4 2009+

GRILLE INTEGRATION KITS
GK-DISCO4-G2-02K Grille Mount Kit includes: 2x Triple-R 750 Std (Gen2), 1x Grille Mount Brackets, 1x 2L-LP-PL-120
GK-DISCO4-EL-G2-02K Grille Mount Kit includes: 2x Triple-R 750 Elite (Gen2), 1x Grille Mount Brackets, 1x 2L-LP-120



DEFENDER 2020+

GRILLE INTEGRATION KITS
GK-DEF18-01K Grille Mount Kit includes: 1x Linear-18 Std, 1x Grille Mount Brackets, 1x 1L-LP-120
GK-DEF18-ELITE-01K Grille Mount Kit includes: 1x Linear-18 Elite, 1x Grille Mount Brackets, 1x 1L-LP-120
GK-DEF18-ILBA-01K Grille Mount Kit includes: 1x Linear-18 Elite with I-LBA, 1x Grille Mount Brackets



DISCOVERY 5

GRILLE INTEGRATION KITS
GK-DISCO5-01K Grille Mount Kit includes: 2x ST4 Evo, 1x Grille Mount Brackets, 1x 2L-LP-120



DISCOVERY 4 2014+

GRILLE INTEGRATION KITS
GK-DISCO4-G2-01K Grille Mount Kit includes: 2x Triple-R 750 Std (Gen2), 1x Grille Mount Brackets, 1x 2L-LP-PL-120
GK-DISCO4-EL-G2-01K Grille Mount Kit includes: 2x Triple-R 750 Elite (Gen2), 1x Grille Mount Brackets, 1x 2L-LP-120

VEHICLE INTEGRATION LAND ROVER

FIND OUT MORE



OTHER LAND ROVER KITS AVAILABLE

BUMPER MOUNT KITS




DEFENDER 2020+
0L06-EL-LNR Linear-6 Elite
VIFK-DEF2020-01K Bumper Mount Kit
2L-LP-120 Two-Lamp Wiring Kit



DEFENDER 2020+
0L18-DBL-EL-LNR Linear-18 Elite
VIFK-DEF2020-02K Bumper Mount Kit
1L-LP-120 One-Lamp Wiring Kit



DEFENDER 2020+
0S7-ELITE-PL-SM Sentinel 7" Elite or
0S9-ELITE-PL-SM Sentinel 9" Elite
VIFK-DEF2020-0S Bumper Mount Kit
2L-LP-PL-120 Two-Lamp Wiring Kit



ROOF MOUNT KITS



DEFENDER 2020+
0L36-DBL-LNR Linear-36
(with original OEM Expedition roof rack)
3001-RR-DEF Roof Rack Mount Kit
1L-LP-300 One-Lamp Wiring Kit



DEFENDER 2020+ – WITHOUT ROOF RAILS
0L42-LNR Linear-42
3001-DEF20-60-K Roof Mounting Brackets
1L-LP-300 One-Lamp Wiring Kit



DEFENDER 2020+ – WITHOUT ROOF RAILS
00R24-G2-EL-B Triple-R 24 Elite
3001-DEF20-73-K Roof Mounting Brackets
(One-Lamp Wiring Kit included with lamp)

ROOF POD



DEFENDER 2020+ – ROOF PODS
0L12-PL-LNR Linear-12 Elite (PL)
VIFK-DEF2020-0L12 Roof Pod Mounts
2L-LP-PL-120 Two-Lamp Wiring Kit
8213-DEF-3C 2m Cable Extension Pack



DEFENDER 2020+ – A PILLAR MOUNT KIT
00U25-U-B Utility-25 or
00U25-MAXX-B Utility-25 Maxx
VIFK-DEF2020-UT25 A Pillar Mounts
2L-UT-500 Two-Lamp Wiring Kit



Products shown: LAND ROVER DISCOVERY 4 (2014+)
GRILLE KIT WITH TRIPLE-R 750 (Page 40 / 92)

VEHICLE INTEGRATION MERCEDES

FIND OUT MORE



SPRINTER 2018+

GRILLE INTEGRATION KITS

GK-MSP-G2-01K
Grille Mount Kit includes:
2x Triple-R 750, 1x Grille Mount Brackets, 1x 2L-LP-PL-120

GK-MSP-ELITE-G2-01K
Grille Mount Kit includes:
2x Triple-R 750 Elite, 1x Grille Mount Brackets, 1x 2L-LP-120



CITAN 2022+

GRILLE INTEGRATION KIT

GK-MCT-01K
Grille Mount Kit includes:
2x ST4 Evo, 1x Grille Mount Brackets, 1x 2L-LP-120



VITO 2020+

GRILLE INTEGRATION KITS

GK-VITO-02K
Grille Mount Kit includes:
2x ST4 Evo, 1x Grille Mount Brackets, 1x 2L-LP-120



X-CLASS 2017+

GRILLE INTEGRATION KITS (EXCLUDING V6)

GK-MBX-G2-01K
Grille Mount Kit includes:
2x Triple-R 750, 1x Grille Mount Brackets, 1x 2L-LP-PL-120

GK-MBX-ELITE-G2-01K
Grille Mount Kit includes:
2x Triple-R 750 Elite, 1x Grille Mount Brackets, 1x 2L-LP-120

GRILLE INTEGRATION KITS – V6

GK-MBX-02K
Grille Mount Kit includes:
2x ST4 Evo, 1x Grille Mount Brackets, 1x 2L-LP-120) – Compatible with V6



VITO 2014+

GRILLE INTEGRATION KITS

GK-VITO-G2-01K
Grille Mount Kit includes:
2x Triple-R 750, 1x Grille Mount Brackets, 1x 2L-LP-PL-120

GK-VITO-ELITE-G2-01K
Grille Mount Kit includes:
2x Triple-R 750 Elite, 1x Grille Mount Brackets, 1x 2L-LP-120

OTHER MERCEDES KITS AVAILABLE

ROOF MOUNT KITS



X-CLASS 2017+ – WITH ROOF RAILS ◀

0L36-DBL-LNR Linear-36
3001-C-37-K Roof Mounting Brackets
1L-LP-300 One-Lamp Wiring Kit

X-CLASS 2017+ – WITHOUT ROOF RAILS ▶

0L42-LNR Linear-42
3001-A-67-K Roof Mounting Brackets
1L-LP-300 One-Lamp Wiring Kit





Products shown: MERCEDES SPRINTER (2018+) GRILLE KIT WITH TRIPLE-R 750 (Page 40 / 98) / SENTINEL 9" (Page 52) / ST12 EVOLUTION (Page 60) / UTILITY-45 (Page 68)



Products shown: MITSUBISHI L200 LICENCE PLATE MOUNT WITH LINEAR-18 ELITE (Page 28 / 103) / ROOF MOUNT KIT WITH LINEAR-42 (Page 32 / 103)

VEHICLE INTEGRATION MITSUBISHI

FIND OUT MORE




GRILLE MOUNT KIT / ROOF MOUNT KIT



L200 2016+ / 2019+ – LICENCE PLATE MOUNT

0L18-DBL-EL-LNR Linear-18 Elite
NPM03 Licence Plate Mount Kit
1L-LP-120 One-Lamp Wiring Kit



L200 2019+ – WITHOUT ROOF RAILS

0L42-LNR Linear-42
3001-B-67-K Roof Mounting Brackets
1L-LP-300 One-Lamp Wiring Kit



NAVARA 2021+ (AUS ONLY)

GRILLE INTEGRATION KITS
GK-NAV-01K Grille Mount Kit includes: 2x Triple-R 750, 1x Grille Mount Brackets, 1x 2L-LP-PL-120
GK-NAV-ELITE-01K Grille Mount Kit includes: 2x Triple-R 750 Elite, 1x Grille Mount Brackets, 1x 2L-LP-120




PATROL Y62 (SERIES 5) 2020+

GRILLE INTEGRATION KITS
GK-Y62-G2-02K Grille Mount Kit includes: 2x Triple-R 750, 1x Grille Mount Brackets, 1x 2L-LP-PL-120
GK-Y62-ELITE-G2-02K Grille Mount Kit includes: 2x Triple-R 750 Elite, 1x Grille Mount Brackets, 1x 2L-LP-120



PATROL Y62 (SERIES 4) 2018+

GRILLE INTEGRATION KITS
GK-Y62-G2-01K Grille Mount Kit includes: 2x Triple-R 750, 1x Grille Mount Brackets, 1x 2L-LP-PL-120
GK-Y62-ELITE-G2-01K Grille Mount Kit includes: 2x Triple-R 750 Elite, 1x Grille Mount Brackets, 1x 2L-LP-120



OTHER NISSAN KITS AVAILABLE

GRILLE MOUNT KIT / ROOF MOUNT KIT



NAVARA 2014+ – LINEAR-18 ELITE
0L18-DBL-EL-LNR Linear-18 Elite VIFK-NAVARA-01K Lower Grille Mount Kit 1L-LP-120 One-Lamp Wiring Kit



NAVARA 2014+ – WITH ROOF RAILS
0L36-DBL-LNR Linear-36 3001-C-37-K Roof Mounting Brackets 1L-LP-300 One-Lamp Wiring Kit



Products shown: RAM 1500 (2019+)
GRILLE KIT WITH LINEAR-6 ELITE (Page 28 / 108)

VEHICLE INTEGRATION RAM

FIND OUT MORE



1500 2019+

GRILLE INTEGRATION KITS

GK-R1500-02K
Grille Mount Kit includes:
2x Linear-6, 1x Grille Mount Brackets, 1x 2L-LP-120

GK-R1500-ELITE-02K
Grille Mount Kit includes:
2x Linear-6 Elite, 1x Grille Mount Brackets, 1x 2L-LP-120



1500 CLASSIC 2013+

GRILLE INTEGRATION KITS

GK-R1500-01K
Grille Mount Kit includes:
2x Triple-R 750, 1x Grille Mount Brackets, 1x 2L-LP-PL-120

GK-R1500-ELITE-01K
Grille Mount Kit includes:
2x Triple-R 750 Elite, 1x Grille Mount Brackets, 1x 2L-LP-120

VEHICLE INTEGRATION RENAULT

FIND OUT MORE



MASTER 2020+

GRILLE INTEGRATION KITS

GK-RNMS-G2-01K
Grille Mount Kit includes:
2x Triple-R 750, 1x Grille Mount Brackets, 1x 2L-LP-PL-120

GK-RNMS-ELITE-G2-01K
Grille Mount Kit includes:
2x Triple-R 750 Elite, 1x Grille Mount Brackets, 1x 2L-LP-120



TRAFIC 2019+

GRILLE INTEGRATION KITS

GK-RNTR-G2-01K
Grille Mount Kit includes:
2x Triple-R 750, 1x Grille Mount Brackets, 1x 2L-LP-PL-120

GK-RNTR-ELITE-G2-01K
Grille Mount Kit includes:
2x Triple-R 750 Elite, 1x Grille Mount Brackets, 1x 2L-LP-120



HILUX 2021+

GRILLE INTEGRATION KITS
GK-HILUX-RRR-04K Grille Mount Kit includes: 2x Triple-R 750, 1x Grille Mount Brackets, 1x 2L-LP-PL-120
GK-HILUX-EL-RRR-04K Grille Mount Kit includes: 2x Triple-R 750 Elite, 1x Grille Mount Brackets, 1x 2L-LP-120



HILUX INVINCIBLE X 2021+

GRILLE INTEGRATION KITS
GK-HILUX-03K Grille Mount Kit includes: 2x Triple-R 750, 1x Grille Mount Brackets, 1x 2L-LP-PL-120
GK-HILUX-ELITE-03K Grille Mount Kit includes: 2x Triple-R 750 Elite, 1x Grille Mount Brackets, 1x 2L-LP-120



HILUX 2021+

GRILLE INTEGRATION KITS
GK-HILUX-LNR-04K Grille Mount Kit includes: 2x Linear-6 Standard, 1x Grille Mount Brackets, 1x 2L-LP-120
GK-HILUX-EL-LNR-04K Grille Mount Kit includes: 2x Linear-6 Elite, 1x Grille Mount Brackets, 1x 2L-LP-120



HILUX INVINCIBLE X 2018+

GRILLE INTEGRATION KITS
GK-HILUX-02K Grille Mount Kit includes: 2x ST4 Evo, 1x Grille Mount Brackets, 1x 2L-LP-120



HILUX 2017+

GRILLE INTEGRATION KITS
GK-HILUX-G2-01K Grille Mount Kit includes: 2x Triple-R 750, 1x Grille Mount Brackets, 1x 2L-LP-PL-120
GK-HILUX-EL-G2-01K Grille Mount Kit includes: Triple-R 750 Elite, 1x Grille Mount Brackets, 1x 2L-LP-120



LAND CRUISER 300 SERIES

GRILLE INTEGRATION KITS
GK-LC300-01K Grille Mount Kit includes: 2x Triple-R 750, 1x Grille Mount Brackets, 1 x 2L-LP-PL-120
GK-LC300-ELITE-01K Grille Mount Kit includes: 2x Triple-R 750 Elite, 1x Grille Mount Brackets, 1x 2L-LP-120



LAND CRUISER 200 SERIES

- GRILLE INTEGRATION KITS**
- GK-LC200-G2-01K**
Grille Mount Kit includes:
2x Triple-R 750, 1x Grille Mount Brackets, 1 x 2L-LP-PL-120
- GK-LC200-EL-G2-01K**
Grille Mount Kit includes:
2x Triple-R 750 Elite, 1x Grille Mount Brackets, 1x 2L-LP-120



LAND CRUISER 70 SERIES

- GRILLE INTEGRATION KITS**
- GK-LC70-01K**
Grille Mount Kit includes:
2x ST4 Evo, 1x Grille Mount Brackets, 1x 2L-LP-120



RAV4 PLUG-IN HYBRID 2020+

- GRILLE INTEGRATION KITS**
- GK-RAV4-02K**
Grille Mount Kit includes:
1x Linear-18 Standard, 1x Grille Mount Brackets, 1x 1L-LP-120
- GK-RAV4-ELITE-02K**
Grille Mount Kit includes:
1x Linear-18 Elite, 1x Grille Mount Brackets, 1x 1L-LP-120
- GK-RAV4-ILBA-02K**
Grille Mount Kit includes:
1x Linear-18 Elite with i-LBA, 1x Grille Mount Brackets



RAV4 HYBRID 2019+

- GRILLE INTEGRATION KITS**
- GK-RAV4-01K**
Grille Mount Kit includes:
1x Linear-18 Standard, 1x Grille Mount Brackets, 1x 1L-LP-120
- GK-RAV4-ELITE-01K**
Grille Mount Kit includes:
1x Linear-18 Elite, 1x Grille Mount Brackets, 1x 1L-LP-120
- GK-RAV4-ILBA-01K**
Grille Mount Kit includes:
1x Linear-18 Elite with i-LBA, 1x Grille Mount Brackets

OTHER TOYOTA KITS AVAILABLE

BUMPER & ROOF MOUNT KITS



- YARIS GR – LINEAR-18 ELITE**
- 0L18-DBL-EL-LNR** Linear-18 Elite
BBB-01K Bumper Beam Mount Kit
1L-LP-120 One-Lamp Wiring Kit



- HILUX 2017+ – WITHOUT ROOF RAILS**
- 00R24-G2-EL-B** Triple-R 24 Elite
3001-HILUX-65-K Roof Mounting Brackets



- HILUX 2017+ – TRIPLE-R 16 ELITE**
- 00R16-G2-EL-B** Triple-R 16 Elite
VIFK-HILUX-01K Bumper Beam Mount Kit



- PROACE 2016+ – LINEAR-18 ELITE**
- 0L18-DBL-EL-LNR** Linear-18 Elite
VIFK-PROACE-01K Bumper Beam Mount Kit
1L-LP-120 One-Lamp Wiring Kit

Products shown: TRIPLE-R 750 (Page 40) / SENTINEL 9" ELITE (Page 52)
with CLEAR LENS COVER (Page 133)





AMAROK V6 2016+

GRILLE INTEGRATION KITS
GK-VWA-G2-01K Grille Mount Kit includes: 2x Triple-R 750, 1x Grille Mount Brackets, 1x 2L-LP-PL-120
GK-VWA-ELITE-G2-01K Grille Mount Kit includes: 2x Triple-R 750 Elite, 1x Grille Mount Brackets, 1x 2L-LP-120



TRANSPORTER 7 2022+

GRILLE INTEGRATION KITS
GK-T7-01K Grille Mount Kit includes: 2x Linear-6, 1x Grille Mount Brackets, 1x 2L-LP-120
GK-T7-ELITE-01K Grille Mount Kit includes: 2x Linear-6 Elite, 1x Grille Mount Brackets, 1x 2L-LP-120



AMAROK 2011+

GRILLE INTEGRATION KITS
GK-VWA-G2-02K Grille Mount Kit includes: 2x Triple-R 750, 1x Grille Mount Brackets, 1x 2L-LP-PL-120
GK-VWA-ELITE-G2-02K Grille Mount Kit includes: 2x Triple-R 750 Elite, 1x Grille Mount Brackets, 1x 2L-LP-120



TRANSPORTER 6.1 2019+

GRILLE INTEGRATION KITS
GK-T61-G2-01K Grille Mount Kit includes: 2x Triple-R 750, 1x Grille Mount Brackets, 1x 2L-LP-PL-120
GK-T61-ELITE-G2-01K Grille Mount Kit includes: 2x Triple-R 750 Elite, 1x Grille Mount Brackets, 1x 2L-LP-120
GK-T61-02K Grille Mount Kit includes: 2x ST4 Evo, 1x Grille Mount Brackets, 1x 2L-LP-120



CRAFTER 2017+

GRILLE INTEGRATION KITS
GK-VWCR-G2-01K Grille Mount Kit includes: 2x Triple-R 750, 1x Grille Mount Brackets, 1x 2L-LP-PL-120
GK-VWCR-ELITE-G2-01K Grille Mount Kit includes: 2x Triple-R 750 Elite, 1x Grille Mount Brackets, 1x 2L-LP-120



TRANSPORTER 6 HIGHLINE 2016+

GRILLE INTEGRATION KITS
GK-T6-G2-02K Grille Mount Kit includes: 2x Triple-R 750, 1x Grille Mount Brackets, 1x 2L-LP-PL-120
GK-T6-ELITE-G2-02K Grille Mount Kit includes: 2x Triple-R 750 Elite, 1x Grille Mount Brackets, 1x 2L-LP-120
GK-T6-01K Grille Mount Kit includes: 2x ST4 Evo, 1x Grille Mount Brackets, 1x 2L-LP-120



TRANSPORTER 6 STARTLINE 2016+

GRILLE INTEGRATION KITS
GK-T6-G2-03K Grille Mount Kit includes: 2x Triple-R 750, 1x Grille Mount Brackets, 1x 2L-LP-PL-120
GK-T6-ELITE-G2-03K Grille Mount Kit includes: 2x Triple-R 750 Elite, 1x Grille Mount Brackets, 1x 2L-LP-120



GOLF MK8 2020+

GRILLE INTEGRATION KITS
GK-VWG8-01K Grille Mount Kit includes: 1x Linear-18 Standard, 1x Grille Mount Brackets, 1x 1L-LP-120
GK-VWG8-ELITE-01K Grille Mount Kit includes: 1x Linear-18 Elite, 1x Grille Mount Brackets, 1x 1L-LP-120
GK-VWG8-ILBA-01K Grille Mount Kit includes: 1x Linear-18 Elite with i-LBA, 1x Grille Mount Brackets



TRANSPORTER 5 2010+

GRILLE INTEGRATION KITS
GK-VWT5-G2-01K Grille Mount Kit includes: 2x Triple-R 750, 1x Grille Mount Brackets, 1x 2L-LP-PL-120
GK-VWT5-ELITE-G2-01K Grille Mount Kit includes: 2x Triple-R 750 Elite, 1x Grille Mount Brackets, 1x 2L-LP-120

OTHER VOLKSWAGEN KITS AVAILABLE



GOLF 2017+ – LINEAR-18 ELITE
0L18-DBL-EL-LNR Linear-18 Elite
VIFK-GOLF-01K Bumper Beam Mount Kit
1L-LP-120 One-Lamp Wiring Kit



PASSAT 2015+ – TRIPLE-R 850 ELITE
00R6-G2-EL-B Triple-R 850 Elite
VIFK-PASSAT-01K Bumper Beam Mount Kit
2L-LP-120 Two-Lamp Wiring Kit



TIGUAN 2016+ – ST12 EVOLUTION
0012-EVO-B ST12 Evolution
VIFK-TIGUAN-01K Bumper Beam Mount Kit
1L-LP-120 One-Lamp Wiring Kit



CADDY 2015+

GRILLE INTEGRATION KITS
GK-VWCA-02K Grille Mount Kit includes: 2x Linear-6 Std, 1x Grille Mount Brackets, 1x 2L-LP-120
GK-VWCA-ELITE-02K Grille Mount Kit includes: 2x Linear-6 Elite, 1x Grille Mount Brackets, 1x 2L-LP-120



AMAROK 2016+ – WITHOUT ROOF RAILS
00R24-G2-EL-B Triple-R 24 Elite
3001-A-67-K Roof Mounting Brackets

AMAROK 2016+ – WITHOUT ROOF RAILS
0L42-LNR Linear-42
3001-A-67-K Roof Mounting Brackets
1L-LP-300 One-Lamp Wiring Kit





Products shown: VW TRANSPORTER 6 GRILLE KIT
WITH ST4 EVOLUTION (Page 60 / 118)

VEHICLE INTEGRATION VOLVO

FIND OUT MORE 



BUMPER MOUNT KITS / ROOF MOUNT KITS



S60/V60 2018+ – LINEAR-18 ELITE
OL18-DBL-EL-LNR Linear-18 Elite
VIFK-V60-01K Bumper Beam Mount Kit
1L-LP-120 One-Lamp Wiring Kit



XC90 2015+ – LINEAR-18 ELITE
OL18-DBL-EL-LNR Linear-18 Elite
VIFK-XC90-01K Bumper Beam Mount Kit
1L-LP-120 One-Lamp Wiring Kit



XC90 2015+ – WITH ROOF RAILS
OL42-LNR Linear-42
3001-C-73-K Bumper Beam Mount Kit
1L-LP-120 One-Lamp Wiring Kit

VEHICLE INTEGRATION OTHER

FIND OUT MORE 



FIAT DUCATO 2014+

GRILLE INTEGRATION KITS
GK-FD-G2-01K Grille Mount Kit includes: 2x Triple-R 750, 1x Grille Mount Brackets, 1x 2L-LP-PL-120
GK-FD-ELITE-G2-01K Grille Mount Kit includes: 2x Triple-R 750 Elite, 1x Grille Mount Brackets, 1x 2L-LP-120



IVECO DAILY 2019+

GRILLE INTEGRATION KITS
GK-ID-01K Grille Mount Kit includes: 2x Triple-R 750, 1x Grille Mount Brackets, 1x 2L-LP-PL-120
GK-ID-ELITE-01K Grille Mount Kit includes: 2x Triple-R 750 Elite, 1x Grille Mount Brackets, 1x 2L-LP-120



MAN TGE 2017+

GRILLE INTEGRATION KITS
GK-TGE-01K Grille Mount Kit includes: 2x ST4 Evo, 1x Grille Mount Brackets, 1x 2L-LP-120 – Compatible with V6



Products shown: MAN TGE GRILLE KIT WITH ST4 (Page 60 / 123)
TRIPLE-R 24 ELITE (Page 42)



CITROEN DISPATCH 2016+

GRILLE INTEGRATION KITS
GK-PEX-01K Grille Mount Kit includes: 1x Linear-18 Standard, 1x Grille Mount Brackets, 1x 1L-LP-120
GK-PEX-ELITE-01K Grille Mount Kit includes: 1x Linear-18 Elite, 1x Grille Mount Brackets, 1x 1L-LP-120
GK-PEX-ILBA-01K Grille Mount Kit includes: 1x Linear-18 Elite with i-LBA, 1x Grille Mount Brackets



PEUGEOT EXPERT 2016+

GRILLE INTEGRATION KITS
GK-PEX-01K Grille Mount Kit includes: 1x Linear-18 Standard, 1x Grille Mount Brackets, 1x 1L-LP-120
GK-PEX-ELITE-01K Grille Mount Kit includes: 1x Linear-18 Elite, 1x Grille Mount Brackets, 1x 1L-LP-120
GK-PEX-ILBA-01K Grille Mount Kit includes: 1x Linear-18 Elite with i-LBA, 1x Grille Mount Brackets



VAUXHALL/OPEL VIVARO 2019+

GRILLE INTEGRATION KITS
GK-PEX-01K Grille Mount Kit includes: 1x Linear-18 Standard, 1x Grille Mount Brackets, 1x 1L-LP-120
GK-PEX-ELITE-01K Grille Mount Kit includes: 1x Linear-18 Elite, 1x Grille Mount Brackets, 1x 1L-LP-120
GK-PEX-ILBA-01K Grille Mount Kit includes: 1x Linear-18 Elite with i-LBA, 1x Grille Mount Brackets

ACCESSORIES

TO FACILITATE, COMPLEMENT, OR ENHANCE
YOUR LAZER LAMPS SETUP, WE HAVE A RANGE
OF ACCESSORIES AVAILABLE INCLUDING:

- LAMP MOUNT KITS
- UNIVERSAL MOUNTING SOLUTIONS
- DIFFUSER AND AMBER COLOUR LENSES
- LENS COVERS
- STABILISING KITS
- ROOF MOUNT KITS
- ANTI-THEFT FASTENERS

Products shown: LAND ROVER DEFENDER (2020+) ROOF PODS
WITH LINEAR-12 ELITE (Page 28 / 95)



BUMPER BEAM MOUNT KIT
BBB-01K
A universal solution that clamps around the vehicle bumper bar.



LICENCE PLATE MOUNT
NPM03
A universal solution mounting behind the vehicle licence plate.



TUBE CLAMPS (VARIOUS)
1042K / 1060K / 1076K
Stainless steel. Available in 42mm, 60mm and 76mm diameter.



ANTI-THEFT SIDE MOUNT KIT (LINEAR)
1127K
Side brackets with security features, compatible with Linear.



SLIM MOUNT KIT (SENTINEL 9")
1141K
Stainless steel mounting bracket for Sentinel 9" only.



WIDE MOUNT KIT (SENTINEL 9")
1140K
Stainless steel mounting bracket for Sentinel 9" only.



50MM SPACER KIT
1016K
Compatible with Tube Clamps. Raises lamp install height.



CENTRE MOUNT
1114K
Mounting bracket compatible with Triple-R and ST/T Evolution.



CENTRE MOUNT
1124K
Mounting bracket compatible with Linear.



SLIM MOUNT KIT (SENTINEL 7")
1141-0S7-K
Stainless steel mounting bracket for Sentinel 7" only.



FLAT TRANSFER PLATE (SENTINEL)
1144K
Allows forward mounting (32mm-57mm) of Sentinel lamps.



ANGLED TRANSFER PLATE (SENTINEL)
1145K
Allows 90 degree mounting realignment of Sentinel lamps.



SIDE MOUNT KIT
1118K-B
Side brackets compatible with Triple-R and ST/T Evolution.



ALUMINIUM SIDE MOUNT KIT
1117K
Side brackets compatible with Triple-R, ST/T Evolution, and Carbon Series.



SIDE MOUNT KIT (LINEAR)
1126K
Side brackets compatible with Linear.



ANTI-THEFT FASTENERS
1119K
Security fasteners compatible with 1114K and 1118K-B.



ANTI-THEFT KIT (SENTINEL 9")
1142-0S9-K
Security set compatible with Sentinel 9". For 3x lamps.



ANTI-THEFT KIT (SENTINEL 7")
1142-0S7-K
Security set compatible with Sentinel 7". For 3x lamps.

ACCESSORIES

FIND OUT MORE



TWO-LAMP LINK PIECE

1120K
Link piece for fixing a pair of Triple-R or ST/T Evolution lamps.



STAY BAR KIT

1121K-B-SGL
Stabalising bar for a single Triple-R or ST/T Evolution lamp.



STAY BAR KIT (LINEAR)

1128K-B
Stabalising bar for a single Linear lamp.



FORWARD ROOF MOUNT KIT (67MM)

3001-B-67-K
For vehicles without roof rails. 67mm height. Optimised for Triple-R or Linear lamps.



ROOF RAIL MOUNT KIT (37MM)

3001-C-37-K
For vehicles with roof rails. 37mm height. Optimised for Linear lamps.



ROOF RAIL MOUNT KIT (47MM)

3001-C-47-K
For vehicles with roof rails. 47mm height. Optimised for Linear lamps.



STAY BAR KIT (SENTINEL)

1143K
Stabalising bar for a single Sentinel lamp.



RHINO-RACK MOUNTING KIT

3001-RHINO
Mounting fixtures to Rhino-Rack roof rack systems.



FRONT RUNNER MOUNTING KIT

3001-FR
Mounting fixtures to Front Runner roof rack systems.



ROOF RAIL MOUNT KIT (65MM)

3001-C-65-K
For vehicles with roof rails. 65mm height. Optimised for Triple-R or Linear lamps.



FORWARD ROOF RAIL MOUNT KIT (73MM)

3001-C-73-K
For vehicles with roof rails. 73mm height. Optimised for Triple-R or Linear lamps.



NEOPRENE IMPACT COVERS (TRIPLE-R)

NE04 / O8 / O16 / O24 / O28
Triple-R impact covers with Velcro fastener. Various sizes.



ROOF MOUNT KIT (67MM)

3001-A-67-K
For vehicles without roof rails. 67mm height. Optimised for Linear lamps.



ROOF MOUNT KIT (95MM)

3001-A-95-K
For vehicles without roof rails. 95mm height. Optimised for Triple-R lamps.



FORWARD ROOF MOUNT KIT (65MM)

3001-B-65-K
For vehicles without roof rails. 65mm height. Optimised for Triple-R or Linear lamps.



NEOPRENE IMPACT COVERS (LINEAR)

LNR-NE06 / 12 / 18 / 24 / 36 / 42 / 48
Linear impact covers with Velcro fastener. Various sizes.



BLACK LENS COVER (TRIPLE-R)

LC-00R4
Lens cover for Triple-R lamps with printed Lazer logo. Triple-R 750 size.



REEDED LENS - 15 DEGREES (TRIPLE-R)

R900K-15H-G2-CLR
Diffuser lens for additional left-right spread of light. Triple-R 750 size.



REEDED LENS – 30 DEGREES (TRIPLE-R)
R900K-30H-G2-CLR
Diffuser lens for additional left-right spread of light. Triple-R 750 size.



AMBER LENS COVER (TRIPLE-R)
R900K-0-G2-YLW
Amber coloured lens. Triple-R 750 size.



AMBER REEDED LENS – 15 DEGREES (TRIPLE-R)
R900K-15H-G2-YLW
Amber coloured diffuser lens for additional left-right spread of light. Triple-R 750 size.



BLACK LENS COVER (ST/T EVOLUTION)
LC-0004-B
Lens cover for ST/T Evolution lamps with printed Lazer logo. ST4 size.



REEDED LENS – 15 DEGREES (ST/T EVOLUTION)
R900K-15H-ST-CLR
Diffuser lens for additional left-right spread of light. ST4 size.



AMBER LENS COVER (ST/T EVOLUTION)
R900K-0-ST-YLW
Amber coloured lens. ST4 size.



AMBER REEDED LENS (ST/T EVOLUTION)
R900K-15H-ST-YLW
Amber coloured diffuser lens for additional left-right spread of light. ST4 size.



BLACK LENS COVER (SENTINEL)
LC-0S7-BLK / LC-BLK-0S9
Lens cover for Sentinel lamps with printed Lazer logo. 7" or 9" size available.



CLEAR LENS COVER (SENTINEL)
LC-0S7-CLR / LC-CLR-0S9
Clear polycarbonate lens cover for Sentinel lamps. 7" or 9" size available.



AMBER LENS COVER (SENTINEL)
LC-0S7-YLW / LC-YLW-0S9
Amber coloured lens. 7" OR 9" size available.



AMBER LENS COVER (UTILITY-25)
00U25-ALC
Amber coloured lens compatible with Utility-25 / Utility-25 MAXX.



Products shown: SENTINEL 9" (Page 52) /
BLACK LENS COVER (Page 132) / 76mm TUBE CLAMP (Page 128)



Products shown: LINEAR-18 ELITE (Page 28)

ELECTRICAL

TO FACILITATE THE INSTALLATION OF LAZER LAMPS' PRODUCTS, A RANGE OF HIGH QUALITY WIRING HARNESS KITS ARE AVAILABLE, ALONGSIDE HARDWARE FOR CONNECTING TO VEHICLE CAN SYSTEMS.

Products shown: SENTINEL 9" ELITE (Page 52) / LINEAR-42 (Page 32)
plus RHINO-RACK MOUNTING KIT (Page 130)



ONE-LAMP WIRING KIT (LOW POWER)
1L-LP-120
2-pin superseal connector. 1.2m cable length.
12v relay. 20A fuse.



ONE-LAMP WIRING KIT - LONG (LOW POWER)
1L-LP-300
2-pin superseal connector. 3m cable length.
12v relay. 20A fuse.



ONE-LAMP WIRING KIT (POSITION LIGHT)
1L-LP-PL-120
3-pin superseal connector. 1.2m cable length.
12v relay. 20A fuse.



TWO-LAMP WIRING KIT (POSITION LIGHT)
1L-LP-PL-120
3-pin superseal connectors. 1.2m cable length.
12v relay. 30A fuse.



TWO-LAMP WIRING KIT (BEACON)
1L-LP-6C-350
6-pin superseal connectors. 3.5m cable length.
12v relay.



TWO-LAMP WIRING KIT (UTILITY SERIES)
2L-UT-500
2-pin Deutsch connectors. 5m cable length.
12v relay. 20A fuse.



ONE-LAMP WIRING KIT (HIGH POWER)
1L-HP-300
2-pin Deutsch connector. 3m cable length.
12v relay. 35A fuse.



ONE-LAMP WIRING KIT (HIGH POWER - 40A)
1L-40A-320
2-pin heavy-duty superseal connector.
3.2m cable length. 12v relay. 40A fuse.



ONE-LAMP WIRING KIT (UTILITY SERIES)
1L-UT-500
2-pin Deutsch connector. 5m cable length.
12v relay. 10A fuse.



TWO-LAMP WIRING KIT (CARBON-6)
2L-DT4-235
4-pin Deutsch connectors. 2.35m cable lengths.
12v relay. 25A fuse.



FOUR-LAMP WIRING KIT (LOW POWER)
8230-12V-SP
2-pin superseal connectors. 1.5m/6.5m lamp cables.
12v relay. 35A fuse.



FOUR-LAMP WIRING KIT (CARBON-6)
4L-CS-185
Includes ITT cannon connector. 1.85m lamp cables.
Additional wires for Fog/E-mark modes.



TWO-LAMP WIRING KIT (LOW POWER)
2L-LP-120
2-pin superseal connectors. 1.2m cable length.
12v relay. 35A fuse.



TWO-LAMP WIRING KIT - LONG (LOW POWER)
1L-LP-320
2-pin superseal connectors. 3.2m cable length.
12v relay. 35A fuse.



TWO-LAMP SPLITTER (LOW POWER)
2L-LP-Y
Compatible with 2-pin superseal connections.
Max 75W per lamp.



FOUR-LAMP WIRING KIT (CARBON-6)
4L-CS-320
Includes DT04-08 Deutsch connector. 3.2m lamp
cables. Additional wires for Fog/E-mark modes.



3M CABLE EXTENSION (LOW POWER)
8213-2C
3m extension cable with 2-pin superseal connector.



3M CABLE EXTENSION (POSITION LIGHT)
8213-3C
3m extension cable with 3-pin superseal connector.



Products shown: UTILITY-80 (Page 68)



3M CABLE EXTENSION (TWIN-PACK)
8213-DEF-3C
Flat profile 3m extension cable with 3-pin superseal connectors.



3M CABLE EXTENSION (BEACON)
8213-6C
3m extension cable with 6-pin superseal connectors.



3M CABLE EXTENSION (HIGH POWER)
8212
3m extension cable with 2-pin Deutsch connector.



24V RELAY
RELAY-24V
For 24V applications. Complete with waterproof holder.



CAN INTERFACE
CAN-LZR
Facilitates CAN connections for both high beam and position light functions.



CAN CONTACTLESS READER
CAN-CCR-LZR
Enables contactless connection to Can-Hi/Can-Lo wires on the vehicle.



CAN RESEARCH & UPDATE INTERFACE
CANRUI
Enables remote CAN Interface updates and vehicle data sharing.



CAN INTERFACE (SMARTVIEW)
CANDUO-LZR
For Triple-R Smartview installs requiring high beam and speed pulse inputs.

MERCHANDISE

FIND OUT MORE



GET YOURSELF KITTED OUT WITH A GROWING SELECTION OF STYLISH LAZER BRANDED GOODS.



T-SHIRT

LAZER-TSHIRT

Keep the cool and look good in the process with a Lazer T-shirt. Featuring a stylish design, a Lazer T-shirt will look good all-day, everyday! Available in various sizes.



BOBBLE HAT

CLOTHING-BEANIE

Complete your winter look with a stylish pom-pom Lazer beanie, featuring an embroidered Lazer logo. One size fits all.

BASEBALL CAP

CLOTHING-CAP

Complete the look with a stylish Lazer baseball cap, featuring an embroidered Lazer logo and IIIR (Triple-R) tag.



HOODIE

LAZER-HOODIE

Keep the chill off and look good in the process with a Lazer hoodie. Featuring a stylish design, a Lazer hoodie will look good all-day, everyday! Available in various sizes.



SUNGLASSES

LAZER-SUN

Lightweight and modern frames made from durable plastic, featuring a stylish Lazer design. UV400 protection.

CONTACT

FIND OUT MORE



PRODUCT DETAIL

Have complete confidence in your Lazer Lamps purchase before you buy. On our websites you'll find detailed product information and specifications, including: photometric diagrams, photographs, and videos (including driver's POV night footage) to allow you to make well-informed decisions about the solutions which are perfect for you.

LAZER LAMPS ONLINE

Aside from our website (now available specific to key territories), Lazer Lamps online presence means you're never far from more media, reviews, insights, or inspiration. Our YouTube channel is packed full of instructional how-to videos and product showcases, while our social media channels provide regular updates on both new and existing products. Through our distribution partners around the world, you're never far from local advice and guidance, check out the Dealer Locator on our websites for more details.

HEAD OFFICE

Lazer Lamps Ltd
Units 1-2, Harlow Mill Business Centre
Riverway
Harlow, Essex
CM20 2FD
United Kingdom

Tel +44 (0) 1992 677374
sales@lazerlamps.com

AUSTRALIA OFFICE

Lazer Lamps Pty Ltd
283-287 Sir Donald Bradman Drive
Suite 43 Dancorp
Brooklyn Park
5032
South Australia

Tel +61 870 9284444
sales@lazerlamps.com.au

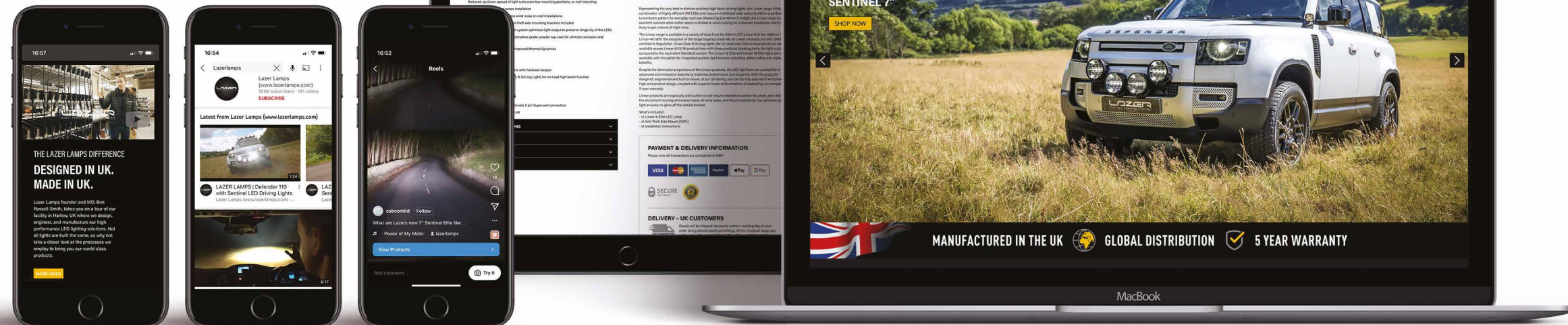
US OFFICE

Triple-R Lights LLC
16192 Coastal Highway
Lewes
Delaware
DE 19968
USA

Tel +1 302 415 3324
sales@triple-r-lights.com



SEE MORE
GO FURTHER
GO SAFER



IN THE SPOTLIGHT

Want to find out more about the latest technology, advice on installations, or the specific activities of Lazer Lamps or our partners, check out the Blog section of our website – we're sure you'll find it enlightening!

LAZER
HIGH PERFORMANCE LIGHTING

WWW.LAZERLAMPS.COM

Products shown: 4-WAY RALLY POD WITH 2X CARBON-6 DRIVE
PLUS 2X CARBON-6 SPOT / CARBON-2 (Page 74 / 78)



SEE MORE
GO FASTER
GO SAFER

LAZERLAMPS.COM



LAZER
HIGH PERFORMANCE LIGHTING

All content included in this brochure (including, but not limited to, logos, images, photos, designs, graphics and text) is the property of Lazer Lamps Ltd and as such is protected by UK and international copyright and other intellectual property laws.

©2023 Lazer Lamps Ltd. All rights reserved.